

	Jul-14	Aug-14	Sep-14	Oct-14
<b>1 Monetary</b>	<i>(Millions of US\$)</i>			
CBL Net Foreign Exchange Reserves Position (Including SDRs) <sup>†</sup>	229.0 <sup>±</sup>	213.5	214.2	225.0
	<i>(Millions of L\$)</i>			
Liberian Dollars in Circulation	8,885.3	8,761.0	8,642.5	8,522.4
Money Supply (M1) in L\$ only	10,389.4	10,334.3	10,166.2	10,061.7
Broad money (M2) in L\$ only	14,248.1	14,311.1	14,367.6	14,426.2
Broad money (M2) in both L\$ and US\$*	49,396.9	49,399.3	47,315.5	50,261.3
	<i>(In percent)</i>			
Liberian Dollar share of Broad Money	28.8	29.4	30.4	28.7
Interest Rates				
- Lending rate	13.4	13.4	13.3	13.6
-Average Deposit rates				
-Savings	2.0	2.0	2.0	2.0
-Time	4.4	4.0	3.9	4.6
	<i>(Millions of \$)</i>			
Commercial banks loans to private sector - US\$	304.1	301.8	303.7	304.1
Commercial banks loans to private sector - L\$	1,885.0	1,838.0	1,623.8	1,614.6
- Demand Deposits of commercial banks				
Demand deposits - US\$	269.1	261.9	248.6	269.7
Demand deposits - L\$	2,989.1	3,082.1	3,285.3	2,960.5
- Time & Savings Deposits of commercial banks				
Time & savings deposits - US\$	156.4	153.1	141.1	153.2
Time & savings deposits - L\$	3,849.7	3,968	4,186.5	4,349.3
- Other Deposits**				
Actual US\$ component of other deposits	0.54	0.23	0.22	1.2
Liberian \$ component of savings deposits	9.0	8.8	14.9	15.2
Remittances	<i>(Millions of US\$)</i>			
Inflows	109.5	110.2	154.2	126.7
Outflows	140.0	139.3	115.6	112.8
Netflows	-30.5	-29.1	38.6	13.9
<b>2 CBL's Foreign Exchange Auction</b>	10.65	5.75	5.85	5.0
<b>3 Exchange Rate</b>				
End of Period	82.50	84.50	84.50	84.50
Period Average	88.00	82.92	84.50	84.50
<b>4 Financial Soundness Indicators (FSI)</b>	<i>(In percent)</i>			
Capital Adequacy Ratio (CAR) <sup>***</sup>	23.8	24.1 <sup>±</sup>	24.0	21.9
Non-performing Loans to Total Loans	15.0	16.5 <sup>±</sup>	16.5	18.7
Non-performing Loans (percentage change)	-2.1	8.9	-1.1 <sup>±</sup>	14.7
Returns on Assets	-0.6 <sup>±</sup>	-0.72	-0.5	-0.62
Returns on Equity (ROE)	-4.3 <sup>±</sup>	-5.14 <sup>±</sup>	-3.4	-4.45
Liquidity Ratio <sup>****</sup>	40.2	41.8	45.9	48.2

\*US\$ converted to L\$

\*\*Other Deposits Include Official and Manager Checks

\*\*\*The Minimum Capital Adequacy Ratio is 10%

\*\*\*\*The Required Minimum Liquidity Ratio is 15%

<sup>±</sup> Revised

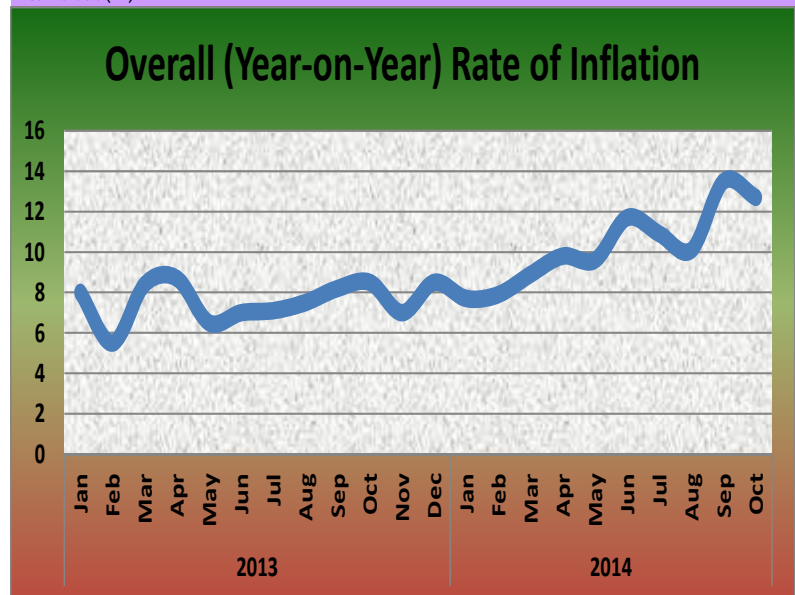
<sup>†</sup>Reserves exclude ECF borrowing from the IMF

<sup>±</sup> Provisional

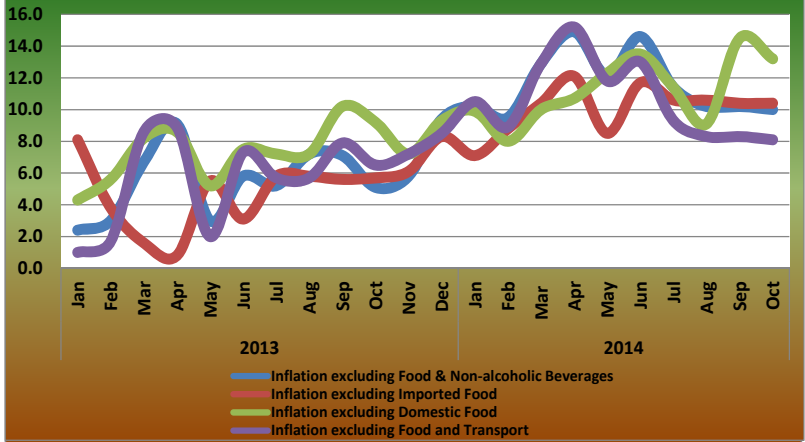
	Jul-14	Aug-14	Sep-14	Oct-14
<b>5a External Trade (Value) <sup>†</sup></b>	<i>(Millions of US\$)</i>			
Exports	51.7	60.5	46.1	34.4
- O/w Iron Ore	29.1	44.0	27.3	20.8
- O/w Rubber	12.4	6.7	9.5	9.3
Imports	112.2	87.7	96.1	68.8
- O/w Rice				
Commercial	0.1	5.3	4.5	6.3
Non-commercial	0.04	0.03	0.01	0.02
- Petroleum Products	27.9	17.4	30.2	9.9
Trade Balance	-60.5	-27.2	-50.0	-34.4
<b>5b External Trade (Volume) <sup>†</sup></b>	<i>(Metric Tons)</i>			
- Rubber	7,940.4	3,719.4	5,452.6	7,237.4
-Iron Ore	303,166.0	474,538.0	331,542.0	520,000.0
- Rice Imports O/w				
Commercial	220.5	10,038.2	7,792.5	14,453.9
Non-commercial	44.1	39.0	12.9	43.4
- Petroleum Products	25,825.2	17,324.6	28,014.6	8,745.6
	<i>(In percent)</i>			
<b>6 Overall (Year-on-year) Rate of Inflation</b>	10.9	10.1	13.5	12.7
a. Food and Non-alcoholic Beverages Inflation	10.4	9.3	16.3	14.9
- Domestic Food Inflation	9.3	11.3	10.7	11.2
- Imported Food Inflation	11.5	7.3	21.9	18.7
b. Transport Inflation	24.1	28.3	22.0	22.0
c. Imported Fuels Inflation	11.8	4.7	4.5	3.6
<b>Core Inflation</b>				
Inflation excluding Food & Non-alcoholic Beverages	11.4	10.2	10.2	10.0
Inflation excluding Imported Food	10.6	10.6	10.4	10.4
Inflation excluding Domestic Food	11.4	9.1	14.5	13.2
Inflation excluding Food and Transport	9.3	8.3	8.4	8.1

<sup>†</sup>Revised


<sup>±</sup>Not Available (NA)



### Core Inflation



# CENTRAL BANK OF LIBERIA



## Fact Sheet on Key Economic and Financial Indicators

October, 2014

Corner of Warren and Carey Streets  
 P. O. Box 2048, Monrovia  
 Tel: 231-555-960556/555-960557  
 Fax:(231) 770-59642  
 Website: [www.cbl.org.lr](http://www.cbl.org.lr)



CENTRAL BANK OF LIBERIA