

CENTRAL BANK OF LIBERIA



ANNUAL REPORT AND FINANCIAL STATEMENTS
31 DECEMBER 2023

**CENTRAL BANK OF LIBERIA
AUDITED FINANCIAL STATEMENTS
FOR THE YEAR ENDED 31 DECEMBER 2023**

| Table of contents | Page |
|------------------------------------|-------------|
| Corporate Information | 2 |
| Corporate Governance | 3 |
| Report of the Board of Governors | 4 - 6 |
| Independent Joint Auditors' Report | 7-10 |
| Financial Statements | |
| Statement of Comprehensive Income | 11 |
| Statement of Financial Position | 12 |
| Statement of Changes in Equity | 13 |
| Statement of Cash Flows | 14 |
| Notes to the Financial Statements | 15 – 90 |

CORPORATE INFORMATION
BOARD OF GOVERNORS

NON-EXECUTIVES

Doris Sheba Brown
Richard A. Dorley (Tenured completed on July 9, 2023)
James B. Dennis (Tenured completed on July 9, 2023)
Timothy Thomas (Tenured completed on July 9, 2023)
George H. Gooding -Acting Board member
Joseph F. Robertson, Jr.- Acting Board member
Cllr. Ebenezer Z. Gibson - Acting Board member

EXECUTIVES

J. Aloysius Tarlue Jr. - (Tenure completed on July 31, 2024)
Dr. Musa Dukuly - Deputy Governor for Economic Policy
Nyemadi D. Pearson - Deputy Governor for Operations (Tenure completed August 2024)
Henry F. Saamoi - Acting Executive Governor (Appointed 01 August 2024)
James B. Wilfred – Acting Deputy Governor for Operations (Appointed August 2024)

AUDITORS

Deloitte & Touche
Chartered Accountants
The Deloitte Place, Plot No, 71
George Walker Bush Highway, North Dzorwulu
Box GP 453
Accra, Ghana

Baker Tilly
Certified Public Accountants
21st Street & Gibson Avenue
Fiamah, Sinkor
Monrovia, Liberia

SOLICITORS

Esther H. Barclay
Counselor
Central Bank of Liberia
Post Office Box 2048
Ashmun & Lynch Streets
Monrovia, Liberia

International Group of Legal Advocates and Consultants
3rd Floor, 4 Clay Street, Crown Hill
Monrovia, Liberia

Brumskine and Associates
Tubman Boulevard
P. O. Box 1344
Monrovia, Liberia

International Law Group LLC
Lansdowne at Fort Norris, 12 Broad Street
Monrovia, Liberia

REGISTERED OFFICE

Central Bank of Liberia
Post Office Box 2048
Ashmun & Lynch Streets.
Monrovia, Liberia

CORPORATE GOVERNANCE

Introduction

The Central Bank of Liberia (CBL) is committed to the principles and implementation of good corporate governance. The Bank recognizes the valuable contribution that it makes to long-term business prosperity and to ensuring accountability to the Government of Liberia (GOL). The CBL believes that full disclosure and transparency in its operations are in the interests of good governance. As indicated in the statement of responsibilities of Governors and notes to the financial statements, the Bank has adopted internationally recognized standard accounting practices and has implemented rigorous internal controls to facilitate the reliability of the financial statements.

The Board of Governors

The Board is responsible for the formulation and implementation of policies and controlling and monitoring activities of the Bank's executive management. The Board consists of five (5) Governors, including, the Executive Governor who serves as Chairman of the Board and four (4) Non-Executive Governors. Members of the Board are appointed by the President of Liberia and confirmed by the Liberian senate. The Non-Executive Governors are independent of management and free from any constraints, which could materially interfere with the exercise of their independent judgment. They have the experience and knowledge of the industry, markets, financial and/or other business information to make valuable contributions to the Bank's progress. The Board is required to meet as often as is required, but not less frequently than once every three months.

The Audit Committee

The Audit Committee is made up of four (4) non-executive Governors, one of whom is a non-voting member. Committee members are independent of management and free of any relationships that could interfere with their independent judgments. The committee meets on a quarterly basis. Members of the audit committee elect the Chairman of the Audit Committee. The terms of reference of the Audit Committee is made available to members of management. The duties of the Audit Committee include: keeping under review the scope and results of the audit, as well as the independence and objectivity of the external auditor. The Audit Committee also keeps under review internal financial controls, risk management, and compliance with laws and regulations. Additionally, the Audit Committee reviews reports prepared by the Internal Audit Section in addition to the financial statements of the Central Bank.

Board Investment Committee

The Board Investment Committee is made up of three (3) members of the Board of Governors, including, Executive Governor. The purpose of the committee is to exercise appropriate oversight with respect to the prudent investment of CBL's assets in accordance with the long-term objectives of the Bank. In doing so, the committee's broad objectives are as follows: To provide oversight of the finance and investment functions of the CBL by establishing guidelines for the investment of the CBL assets, to determine or approve asset allocations to achieve the CBL's objectives, to assist the Board in evaluating investment transactions in which the CBL engages as part of its business strategy from time to time and take corrective action when it becomes apparent that objectives and guidelines are not being met and lastly to perform such other duties and responsibilities as are enumerated in and consistent with this charter or as delegated by the Board.

External Auditors

On July 11, 2023, the Board of Governors appointed Deloitte & Touche Ghana together with Baker Tilly Liberia, to serve as its external auditors for the audit of the Central Bank of Liberia's financial statements from 2023 to 2025.

REPORT OF THE BOARD OF GOVERNORS

To the Shareholder of Central Bank of Liberia

The Governors present their report together with the financial statements of the Central Bank of Liberia ("the Bank") for the year ended December 31, 2023.

Statement of Responsibility of the Board of Governors

The Acts of Legislature establishing the Central Bank of Liberia (approved into law on March 18, 1999) and by-laws adopted on December 16, 1999, and amended on October 20, 2020, require the Governors to ensure that financial statements prepared for each financial year give a true and fair view of the state of affairs of the Bank and the result of its operations for the financial period. In preparing the financial statements, the Board of Governors are required to:

- Select and consistently apply suitable accounting policies are in accordance with International Financial Reporting Standards (IFRS) and in a manner required by the CBL Act 1999;
- Make judgments and estimates that are reasonable and prudent;
- State whether the applicable accounting standards have been followed, subject to any material departure disclosed and explained in the financial statements;
- Ensure that the financial statements are prepared on a going-concern basis unless it is inappropriate to presume that the Bank will continue to be in business;
- Ensure that proper accounting records are maintained which disclose with reasonable accuracy at any time the financial position of the Central Bank of Liberia;
- Ensure that the financial statements comply with the reporting requirements of the Act of Legislature establishing the Bank, as well as the by-laws pertaining to its operation; and
- Put in place relevant mechanisms for safeguarding the assets of the Bank, accordingly, take reasonable steps for the prevention and detection of fraud and other irregularities, if any, in the normal course of business.

The statement above is made with the view of distinguishing for the benefit of all interested parties, the responsibilities of the Board of Governors and those of the External Auditor in relation to the financial statements of the Central Bank of Liberia.

Nature of Business/Functions

The Central Bank has functional independence, operational autonomy, power, and exclusive authority to:

- Formulate and implement monetary policy.
- Administer the currency laws and regulate the supply of Liberian Dollar.
- Promote a safe, sound, and efficient payment system and provide supervision over payment service providers as further specified in relevant laws and regulations,
- Act as fiscal agent for the Government.
- Administer and enforce the New Financial Institutions Act of 1999 or its successor legislation.
- License, regulate, monitor, and supervise and resolve bank and non-bank financial institutions as well as non-bank financial services institutions.
- Hold and manage the foreign exchange reserves of Liberia, including gold.
- Advise the Government on financial and economic matters.
- Conduct foreign exchange operations; and
- Collaborate with the relevant agencies of government responsible for enforcing anti-money laundering, counter financing of terrorism and proliferation of weapons of mass destruction laws regarding bank and non-bank financial institutions as well as non-bank financial services institution.
- Formulate and coordinate macro-prudential policy and supervision.
- Adopt and implement the regulatory framework for securities exchange as further specified in relevant laws and regulations.

REPORT OF THE BOARD OF GOVERNORS

To the Shareholder of Central Bank of Liberia (CBL)

Governors Interest

The statement of responsibility of the Governors is set out on page 4. The Governors of the Bank do not have any interest in contracts entered into by the Bank.

Financial Results

The financial results for the year are set out below:

| | 2023 L\$'000 | 2022 L\$'000 |
|---|---------------------|---------------------|
| General reserves brought forward – January 1 | (21,064,682) | (17,735,163) |
| Operating loss attributed to shareholder | (7,255,747) | (3,329,519) |
| General reserves carried forward – December 31 | (28,320,429) | (21,064,682) |

Currency Reform Project

The currency reform project, which began in 2021, remained on course during the year under review. In accordance with the mandate of the 54th National Legislature, there was no Liberian currency brought by the CBL into the country in 2023.

As at 31 December 2022, the total currency brought into the country for 2021 and 2022 was L\$34,996,400,000.00, representing 71.8 percent of the L\$48,734,000,000.00 approved for printing/minting in keeping with the Joint Resolution of the 54th National Legislature of May 2021. The family of Liberian dollar currency brought into the country covered the denominations of L\$1,000, L\$500, L\$100, L\$50 and L\$20 for the banknotes and L\$10 and L\$5 for the coins. The remaining amount of the banknotes and coins with total value of L\$13.738 billion, representing about 28.2 percent, will be brought into the country in 2024. The reform exercise was guided by a Currency Changeover Implementation Plan (CCIP) approved by the Board of Governors and implemented by the Management in a gradual process largely through the commercial banks.

As at 31 December 2023, the total legacy banknotes, both Liberian Series 1 (LS1) and Liberian Series 2 (LS2) withdrawn from circulation and destroyed amounted to L\$20.428 billion, representing 81.0 percent of the total estimated L\$25.281 billion legacy banknotes and coins in circulation at 31 December 2020. The total amount of new banknotes and coins infused into the economy as at end December 31, 2023, was L\$27.41 billion.

In view of the limited banking infrastructures and network in several rural parts of the country, the CBL developed and adopted a Currency Exchange Decentralization Strategy (CEDP) intended to expand the exchange exercise across the country consistent with the CCIP. The strategy was formulated to remove critical cash demand and other pressures on the commercial banks through CBL cash hubs across the country. The Gbarnga Cash Hub has been completed and operational, while the Voinjama Cash Operations Center is operational. In addition, the Fish Town Regional Cash Hub is expected to be completed by September 2024.

CENTRAL BANK OF LIBERIA
AUDITED FINANCIAL STATEMENTS
FOR THE YEAR ENDED 31 DECEMBER 2023

REPORT OF THE BOARD OF GOVERNORS

To the Shareholder of Central Bank of Liberia (CBL)

Currency Reform Project (continued)

Also, the renovated former National Housing and Savings Bank (NHSB) is expected to be opened during the third quarter of 2024 and will become the main cash operations center along with other support and back-office activities of the Bank. As part of the CBL's strategy to extend coverage of the currency exchange exercise, including withdrawal and destruction of the old banknotes as well as the issuance of the new banknotes and coins, the Bank decided for all activities to be conducted at the decentralized facilities, excluding the Voinjama facility, which will be managed by AFBL, subject to the approved policies, procedures, and strict supervision of Banking Department of the CBL.


The plan will be implemented gradually starting with the Gbarnga Cash Hub, and rolling out to other facilities, premised on the anticipated success of the Gbarnga operations. The Bank continued with its public awareness campaign throughout the year, including Money Matters Program, jingles, and announcements in local vernaculars, covering all 15 counties. On the termination of the Legal Tender Status LS1 and LS2, the Board in consonance with Section 24 of the Amended 2020 Act of the CBL issued an official gazette setting March 31, 2024, as the deadline for the legal tender status of the LS1 and LS2. Beyond the March 31, 2024, approved deadline, the LS1 and LS2 shall no longer be used for financial, economic, and contractual transactions and payments.


Subsequent events

After the report period, J. Aloysius Turlue Jr., Executive Governor, was replaced at the end of July 2024 and Nyemadi D. Pearson, Deputy Governor for Operations resigned in August 2024. Effective 01 August 2024, Henry F. Saamoi was appointed by the President of the Republic of Liberia as Acting Executive Governor. James B. Wilfred assumed the role of Acting Deputy Governor for Operations in August 2024. The tenure of three (3) Non-Executive Governors Richard A. Dorley, James B. Dennis and Timothy Thomas expired in July 2023. Three new Non-Executive Governors were nominated as acting governors effective August 2024 as follows George H. Gooding, Joseph F. Robertson, Jr. and Cllr. Ebenezer Z. Gibson.

Approval of the Report of the Board of Governors and Financial Statements

The report of the Board of Governors and the financial statements were approved by the Board of Governors on and signed on their behalf by:


Henry F. Saamoi
(Acting Executive Governor)
Date: 9/12/24


Doris Sheba Brown
(Governor)
Date: 9/12/24

Independent Joint Auditors' Report To the Shareholder of Central Bank of Liberia

Report on the Audit of the Financial Statements

Opinion

We have audited the financial statements of Central Bank of Liberia, set out on pages 11 to 90, which comprise the statement of financial position as at 31 December 2023, and the statement of comprehensive income, statement of changes in equity and statement of cash flows for the year then ended, the notes to the financial statements, including a summary of material accounting policy information and other explanatory disclosures.

In our opinion, the financial statements give a true and fair view of the financial position of Central Bank of Liberia as at 31 December 2023, and its financial performance and cash flow for the year then ended in accordance with IFRS Accounting Standards and the requirements of the Central Bank of Liberia Act 1999 (As amended by the Central Bank of Liberia Act 2020).

Basis for Opinion

We conducted our audit in accordance with International Standards on Auditing (ISAs). Our responsibilities under those standards are further described in the Auditors' Responsibilities for the Audit of the Financial Statements section of our report. We are independent of the Bank in accordance with the requirements of the International Ethics Standards Board for Accountants' (IESBA) International Code of Ethics for Professional Accountants (including International Independence Standards) (IESBA code) and other independence requirements applicable to performing audits of financial statements in Liberia. We have fulfilled our other ethical responsibilities in accordance with the IESBA Code. We believe that the audit evidence we have obtained is sufficient and appropriate to provide a basis for our opinion.

Emphasis of Matter – Non-Compliance with Laws and Regulations

We draw attention to note 16, to the financial statements, where an amount of L\$15.65 billion was granted as loan to the Government of Liberia. This loan, made to the Government of Liberia, was not duly ratified as required by Article 34d(iii) of the 1986 Constitution of Liberia. Additionally, there was no evidence of an approval from the Central Bank of Liberia (CBL) Board of Governors in accordance with Section 46.2 of the CBL Act of 1999 as amended and restated 2020.

In note 15(d) to the financial statements, the Central Bank of Liberia advanced funds to Sapelle International Bank Liberia Limited (SIBLL) as Emergency Liquidity Assistance (ELA), which exceeded the existing collateral of US\$ 3,000,000 held by the Central Bank of Liberia. This contravenes the requirements of Section 37(1) of the CBL Act and Regulation Concerning Emergency Liquidity Assistance (ELA) which requires adequate collateral to mitigate against any potential risk. As at 31 December 2023, the exposure to SIBLL stood at US\$ 5,087,673.

Our opinion is not modified in respect of these matters.

A full list of partners and directors is available on request

Deloitte Ghana is an Associate of Deloitte Africa, a Member of Deloitte Touche Tomatsu Limited.

Baker Tilly Liberia Limited trading as Baker Tilly is a member of the global network of Baker Tilly International Ltd., the members of which are separate and independent legal entities.

Independent Joint Auditors' Report - continued To the Shareholder of Central Bank of Liberia

Key Audit Matter

Key audit matter is that matters that, in our professional judgement, was of most significance in our audit of the financial statements of the current period. This matter was addressed in the context of our audit of the financial statements as a whole and in forming our opinion thereon, and we do not provide a separate opinion on this matter.

| Key Audit Matter | How the matter was addressed in the audit |
|--|---|
| <p>Valuation of defined benefit obligation</p> <p>As at 31 December 2023, the Bank's retirement benefit obligation was LRD 2,734,326 million (2022: LRD 2,507,600 million). Refer to Notes 3.9.1 and 31 of the financial statements.</p> <p>The valuation of obligations for employee defined benefits involves projecting the benefits the scheme members are expected to be paid in the future. Benefits are paid either upon retirement, death, or cessation of employment with the Bank. The amount of the benefit payable to each eligible beneficiary depends on the length of service and the level of earnings when the separation event occurs.</p> <p>In making these projections, assumptions are made about the likelihood of a benefit becoming payable at any future date, future investment returns and increases in a staff member's earnings.</p> <p>The retirement benefits reserve is subject to volatility as the valuation is sensitive to changes in the discount rate and inflation estimates. The setting of these assumptions involves the application of significant judgement.</p> | <p>We evaluated the design and tested the implementation of key controls over the valuation of the Bank's retirement benefit obligation.</p> <p>In evaluating the design of controls, we considered the appropriateness of each control, considering the nature and significance of the risk, competence, and authority of person(s) performing the control, frequency, consistency with which the control is performed and the criteria for investigation and process for follow-up.</p> <p>We tested the accuracy and completeness of data provided by management to its pension valuation experts.</p> <p>We carried out procedures to test the competency, capabilities and objectivity of the management's expert.</p> <p>We tested the validity of the underlying obligations per applicable policies of the Bank.</p> <p>Our internal actuarial specialist who performed the following additional procedures:</p> <ul style="list-style-type: none"> • Assessed the appropriateness of the methodologies and assumptions used to determine the discount rate, inflation rate and the value of the actuarial liabilities of the fund. • Recomputed the actuarial liabilities and related balances to confirm the reasonability of the Bank's values. <p>Based on the procedures described above, we found management's estimate of the defined benefit obligation to be reasonable.</p> |

A full list of partners and directors is available on request

Deloitte Ghana is an Associate of Deloitte Africa, a Member of Deloitte Touche Tomatsu Limited.

Baker Tilly Liberia Limited trading as Baker Tilly is a member of the global network of Baker Tilly International Ltd., the members of which are separate and independent legal entities.

Independent Joint Auditors' Report - continued To the Shareholder of Central Bank of Liberia

Other Information

The Board of Governors are responsible for the other information. The other information comprises Corporate Governance information and the Report of the Board of Governors, which we obtained prior to the date of this report, and the Annual Report, which is expected to be made available to us after that date. The other information does not include the financial statements and our auditors' report thereon.

Our opinion on the financial statements does not cover the other information and we do not and will not express an audit opinion or any form of assurance or conclusion thereon.

In connection with our audit of the financial statements, our responsibility is to read the other information and, in doing so, consider whether the other information is materially inconsistent with the financial statements, or our knowledge obtained in the audit, or otherwise appears to be materially misstated.

If, based on the work we have performed on the other information obtained prior to the date of this auditors' report, we conclude that there is a material misstatement of this other information, we are required to report that fact. We have nothing to report in this regard.

Responsibilities of the Governors for the Financial Statements

The Governors are responsible for the preparation and fair presentation of the financial statements in accordance with IFRS Accounting Standards and the requirements of the Central Bank of Liberia Act 1999 (As amended by the Central Bank of Liberia Act 2020) and for such internal control as the governors determine is necessary to enable the preparation of financial statements that are free from material misstatement, whether due to fraud or error.

In preparing the financial statements, the governors are responsible for assessing the Bank's ability to continue as a going concern, disclosing, as applicable, matters related to going concern and using the going concern basis of accounting unless the governors either intend to liquidate the Bank or to cease operations, or have no realistic alternative but to do so.

Auditors' Responsibilities for the Audit of the Financial Statements

Our objectives are to obtain reasonable assurance about whether the financial statements as a whole are free from material misstatement, whether due to fraud or error, and to issue an auditor's report that includes our opinion. Reasonable assurance is a high level of assurance but is not a guarantee that an audit conducted in accordance with ISAs will always detect a material misstatement when it exists. Misstatements can arise from fraud or error and are considered material if, individually or in the aggregate, they could reasonably be expected to influence the economic decisions of users taken on the basis of these financial statements.

As part of an audit in accordance with ISAs, we exercise professional judgement and maintain professional scepticism throughout the audit. We also:

- Identify and assess the risks of material misstatement of the financial statements, whether due to fraud or error, design and perform audit procedures responsive to those risks, and obtain audit evidence that is sufficient and appropriate to provide a basis for our opinion. The risk of not detecting a material misstatement resulting from fraud is higher than for one resulting from error, as fraud may involve collusion, forgery, intentional omissions, misrepresentations, or the override of internal control.
- Obtain an understanding of internal control relevant to the audit in order to design audit procedures that are appropriate in the circumstances, but not for the purpose of expressing an opinion on the effectiveness of the Bank's internal control.

A full list of partners and directors is available on request

Deloitte Ghana is an Associate of Deloitte Africa, a Member of Deloitte Touche Tomatsu Limited.

Baker Tilly Liberia Limited trading as Baker Tilly is a member of the global network of Baker Tilly International Ltd., the members of which are separate and independent legal entities.

Independent Joint Auditors' Report - continued To the Shareholder of Central Bank of Liberia



- Evaluate the appropriateness of accounting policies used and the reasonableness of accounting estimates and related disclosures made by the governors.
- Conclude on the appropriateness of the governors' use of the going concern basis of accounting and based on the audit evidence obtained, whether a material uncertainty exists related to events or conditions that may cast significant doubt on the Bank's ability to continue as a going concern. If we conclude that a material uncertainty exists, we are required to draw attention in our auditors' report to the related disclosures in the financial statements or, if such disclosures are inadequate, to modify our opinion. Our conclusions are based on the audit evidence obtained up to the date of our auditor's report. However, future events or conditions may cause the Bank to cease to continue as a going concern.
- Evaluate the overall presentation, structure and content of the financial statements, including the disclosures, and whether the financial statements represent the underlying transactions and events in a manner that achieves fair presentation.

We communicate with those charged with governance regarding, among other matters, the planned scope and timing of the audit and significant audit findings, including any significant deficiencies in internal control that we identify during our audit.

We also provide those charged with governance with a statement that we have complied with relevant ethical requirements regarding independence and communicate with them all relationships and other matters that may reasonably be thought to bear on our independence, and where applicable, actions taken to eliminate threats or safeguards applied.

From the matters communicated with those charged with governance, we determine those matters that were of most significance in the audit of the financial statements of the current year and are therefore the key audit matters. We describe these matters in our auditors' report unless law or regulation precludes public disclosure about the matter or when, in extremely rare circumstances, we determine that a matter should not be communicated in our report because the adverse consequences of doing so would reasonably be expected to outweigh the public interest benefits of such communication.

The engagement partners on the audit resulting in this independent auditors' report are **Emmanuel Martey (ICAG/P/1476)** and **Arthur Fumbah (LICPA/P/52)**.

| | |
|--|--|
|  For and on behalf of Deloitte & Touche (ICAG/F/2023/129) Chartered Accountants The Deloitte Place, Plot No.71 Off George Walker Bush Highway North Dzorwulu Accra, Ghana 30 September 2024 |  For and on behalf of Baker Tilly Liberia (LICPA/F/2023/86) Certified Public Accountants 21st Street & Gibson Avenue Fiamah, Sinkor 1000 Monrovia 10 Monrovia, Liberia 30 September 2024 |
|--|--|

A full list of partners and directors is available on request

Deloitte Ghana is an Associate of Deloitte Africa, a Member of Deloitte Touche Tomatsu Limited.

Baker Tilly Liberia Limited trading as Baker Tilly is a member of the global network of Baker Tilly International Ltd., the members of which are separate and independent legal entities.

CENTRAL BANK OF LIBERIA
 AUDITED FINANCIAL STATEMENTS
 FOR THE YEAR ENDED 31 DECEMBER 2023

STATEMENT OF COMPREHENSIVE

(All amounts are expressed in thousands of Liberian dollars unless otherwise stated)

| | Note | 2023 | 2022 |
|--|-------|--------------------|--------------------|
| Interest income | 6 | 4,839,975 | 3,276,271 |
| Interest expense | 6i | (1,400,816) | (745,101) |
| Net interest income | | 3,439,159 | 2,531,170 |
| Fees and commissions | 7 | 786,993 | 628,299 |
| Other income | 8 | 764,481 | 630,360 |
| Operating income | | 4,990,633 | 3,789,829 |
| Impairment charge on financial assets | 9 | (6,341,386) | (1,409,334) |
| Net loss on derecognition of financial assets measured at amortised cost | 10 | (589,501) | - |
| Administrative expenses | 11 | (4,685,040) | (4,178,087) |
| Currency expense | 12 | (630,453) | (1,531,927) |
| Loss for the year | | (7,255,747) | (3,329,519) |
| Other comprehensive income | | | |
| <i>Items that will not be classified to profit or loss</i> | | | |
| Remeasurement of pension plan | 31 | 693,768 | 335,925 |
| <i>Items that may be reclassified subsequently to profit or loss</i> | | | |
| Foreign currency translation differences | 32(c) | 21,179,403 | 6,219,700 |
| Total other comprehensive income for the year | | 21,873,171 | 6,555,625 |
| Total comprehensive income | | 14,617,424 | 3,226,106 |

The notes on pages 15 - 90 are an integral part of these financial statements.

CENTRAL BANK OF LIBERIA
AUDITED FINANCIAL STATEMENTS
FOR THE YEAR ENDED 31 DECEMBER 2023

STATEMENT OF FINANCIAL POSITION

(All amounts are expressed in thousands of Liberian dollars unless otherwise stated)

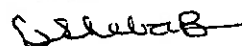
| | Note | 2023 | 2022 |
|---|-------|--------------------|--------------------|
| Assets | | | |
| Cash and balances with other central banks | 13 | 37,290,196 | 40,346,531 |
| Cash and balances with commercial banks | 14 | 4,692,557 | 1,722,557 |
| Loans and advances to operating banks | 15 | 4,036,305 | 2,927,309 |
| Loans and advances to Government of Liberia | 16 | 134,643,362 | 101,147,085 |
| Investment securities | 17 | 6,124,142 | 2,588,322 |
| Deposits with International Monetary Fund | 18 | 131,644,288 | 116,352,210 |
| Staff loans | 19 | 717,557 | 552,220 |
| Other assets | 20 | 1,659,757 | 2,719,669 |
| Intangible assets | 21 | 77,597 | 72,823 |
| Property, plant and equipment | 22 | 6,794,924 | 5,436,160 |
| Total assets | | 327,680,685 | 273,864,886 |
| Liabilities | | | |
| Currency in circulation | 24 | 31,384,318 | 26,175,484 |
| Deposits from commercial banks and forex bureau | 25 | 35,772,743 | 22,862,364 |
| Deposits of Government of Liberia and agencies | 26 | 10,127,282 | 18,054,662 |
| Amounts due to International Monetary Fund | 27 | 194,860,457 | 168,513,092 |
| Other liabilities | 28 | 9,605,334 | 8,634,712 |
| Market instrument | 29 | 7,702,335 | 6,539,318 |
| Provident fund obligation | 30 | 1,301,448 | 1,002,636 |
| Retirement benefit obligation | 31 | 2,734,326 | 2,507,600 |
| Total liabilities | | 293,488,243 | 254,289,868 |
| Equity | | | |
| Share capital | 32(a) | 7,598,587 | 7,598,587 |
| General reserves | 32(b) | (28,320,429) | (21,064,682) |
| Translation reserve | 32(c) | 52,201,160 | 31,021,757 |
| Other reserve | 32(d) | 2,713,124 | 2,019,356 |
| Total equity | | 34,192,442 | 19,575,018 |
| Total equity and liabilities | | 327,680,685 | 273,864,886 |

The financial statements were approved by the Board of Governors on 2024 and signed on its behalf by:



Henry F. Suamoi
(Acting Executive Governor)

Date: 9/18/24



Doris Sheba Brown
(Governor)

Date: 9/12/24

The notes on pages 15 - 90 are an integral part of these financial statements.

CENTRAL BANK OF LIBERIA
 AUDITED FINANCIAL STATEMENTS
 FOR THE YEAR ENDED 31 DECEMBER 2023

STATEMENT OF CHANGES IN EQUITY

(All amounts are expressed in thousands of Liberian dollars unless otherwise stated)

| | Share Capital | General Reserve | Other Reserve | Translation Reserve | Total |
|---|------------------|---------------------|------------------|------------------------|-------------------|
| Balance at January 1, 2023 | 7,598,587 | (21,064,682) | 2,019,356 | 31,021,757 | 19,575,018 |
| Total comprehensive income | | | | | |
| Loss for the year | - | (7,255,747) | - | - | (7,255,747) |
| <i>Other comprehensive income</i> | | | | | |
| Re-measurement of pension plan | - | - | 693,768 | - | 693,768 |
| Translation difference | - | - | - | 21,179,403 | 21,179,403 |
| Total comprehensive income for the year | - | (7,255,747) | 693,768 | 21,179,403 | 14,617,424 |
| Balance at December 31, 2023 | 7,598,587 | (28,320,429) | 2,713,124 | 52,201,160 | 34,192,442 |
| | | | | | |
| Balance at January 1, 2022 | 7,598,587 | (17,735,163) | 1,683,431 | 24,802,057 | 16,348,912 |
| Total Comprehensive income | | | | | |
| Loss for the year | - | (3,329,519) | - | - | (3,329,519) |
| <i>Other comprehensive income</i> | | | | | |
| Remeasurement of pension plan | - | - | 335,925 | - | 335,925 |
| Translation difference | - | - | - | 6,219,700 | 6,219,700 |
| Total comprehensive income for the year | - | (3,329,519) | 335,925 | 6,219,700 | 3,226,106 |
| Balance at December 31, 2022 | 7,598,587 | (21,064,682) | 2,019,356 | 31,021,757 | 19,575,018 |

The notes on pages 15 - 90 are an integral part of these financial statements.

CENTRAL BANK OF LIBERIA
 AUDITED FINANCIAL STATEMENTS
 FOR THE YEAR ENDED 31 DECEMBER 2023

STATEMENT OF CASH FLOWS

(All amounts are expressed in thousands of Liberian dollars unless otherwise stated)

| | Note | 2023 | 2022 |
|--|---------|---------------------|--------------------|
| Cash flows from operating activities | | | |
| Loss for the year | | (7,255,747) | (3,329,519) |
| <i>Adjustments for:</i> | | | |
| - Net impairment loss | 9 | 6,341,386 | 1,409,334 |
| - Interest income | 6 | (4,839,975) | (3,276,271) |
| - Loss on derecognition of loan | 10 | 589,501 | - |
| - Interest expense | 6i | 1,400,816 | 745,101 |
| - Other income (Grant) | 28 | | 542,235 |
| - Depreciation | 22 | 242,596 | 227,565 |
| - Amortization | 21 | 10,380 | 8,998 |
| - Profit/Loss on disposal of property, plant and equipment | 22(a) | - | 1,730 |
| | | (3,511,043) | (3,670,827) |
| Changes in: | | | |
| - Staff loans | 19 | (179,521) | (68,270) |
| - Other assets | 20 | 1,059,912 | (728,140) |
| - Deposits with International Monetary Fund | 18 | (15,292,212) | 14,467,239 |
| - Loans and advances to commercial banks | 15 | (1,221,640) | 99,699 |
| - Loans and advances to non-bank financial institutions | | - | (200) |
| - Loans and advances to Government of Liberia | 16 | (38,151,461) | (16,527,220) |
| - Currency in circulation | 24 | 5,208,834 | 2,089,535 |
| - Deposits of commercial banks and forex bureau | 25 | 12,910,379 | 2,482,373 |
| - Deposits of Government of Liberia and agencies | 26 | (7,927,380) | 4,142,966 |
| - Amounts due to International Monetary Fund | 27 | 26,347,365 | 1,093,029 |
| - Other liabilities | 28 | (219,718) | 1,930,301 |
| - Deferred income-government grant | 28 (ii) | 500,132 | 1,518,669 |
| - Provident fund obligation | 30 | 298,812 | 141,074 |
| - Retirement benefit obligations | 31 | 226,726 | 173,591 |
| - Market instruments | 29 | 1,163,017 | 293,156 |
| | | (18,787,798) | 7,436,975 |
| Interest paid | 6 | (1,261,484) | (680,495) |
| Interest received | 6 | 4,276,419 | 2,935,592 |
| Net cash (used in)/generated from in operating activities | | (15,772,863) | 9,692,072 |
| Cash flows from investing activities | | | |
| Purchase of property, plant and equipment | 22 | (394,224) | (296,649) |
| Government grant towards purchase of property, plant, and equipment | | - | 227,086 |
| Purchase of investment securities | 17 | (2,708,522) | 38,762 |
| Proceeds from sale of investment securities | | - | 215,510 |
| Net cash (used in)/generated from investing activities | | (3,102,746) | 184,709 |
| Net (decrease)/increase in cash and cash equivalents | | (18,875,609) | 9,876,781 |
| Cash and cash equivalents at January 1 | | 42,069,088 | 27,173,103 |
| Effect of exchange rate fluctuations on cash and cash equivalents held | | 18,789,274 | 5,019,204 |
| Cash and cash equivalents at December 31 | 33 | 41,982,753 | 42,069,088 |

The notes on pages 15 - 90 are an integral part of these financial statements.

NOTES TO THE FINANCIAL STATEMENTS

(All amounts are expressed in thousands of Liberian dollars unless otherwise stated)

1. General information

The Central Bank of Liberia (CBL) is the Central Bank of the Republic of Liberia and was incorporated under a March 18, 1999, Act of Legislature. The first Board of Governors and other officers of the Central Bank officially took office on October 20, 1999. The Central Bank of Liberia is the successor to the erstwhile National Bank of Liberia (NBL) and took over its functions, assets, and liabilities. The address of its registered office is Central Bank of Liberia, P.O. Box 2048, Monrovia, Liberia. The principal activities of the Central Bank of Liberia are stated under note 1.5 below. The financial statements comprise the individual financial statements of the Central Bank as at and for the year ended 31 December 2023.

1.1 Share capital

The minimum authorized capital of the Central Bank is L\$2 billion. That amount may be increased by legislative amendment to the Act, when proposed to the National Legislature by the Board of Governors of the Central Bank. According to the provisions of the Act, the Central Bank is required to have a minimum paid-up capital of L\$500 million.

1.2 Subscribed capital

The Government of Liberia (GOL) in October 1999 contributed to the share capital of CBL through the issuance of promissory notes of L\$200 million (equivalent of US\$ 5 million at the exchange rate ruling at the date of issue).

1.3 Paid-up capital

The consideration for the paid-up capital was the net book value of assets and liabilities taken over from the National Bank of Liberia (NBL) on the establishment of CBL. The net worth of the erstwhile NBL was L\$7.3 billion (34(a)). The principal assets which underline the capital transfer of L\$7.3 billion are two long-term loans denominated in Liberia dollars and United States dollars due from the Government of Liberia (GOL). The amounts are a result of transactions between the Government and the NBL prior to the formation of the CBL.

1.4 Ownership

In keeping with the relevant provisions of the Act, all paid-up capital shall be subscribed to and held exclusively by GOL. No reduction of capital shall be affected except by amendment of the legislative Act which created CBL.

1.5 Objectives of the Central Bank

The primary objectives of the Bank, as set out in the amended Act signed on October 20, 2020, are:

- To achieve and maintain domestic price stability in the economy by formulating and implementing monetary policy.
- Contribute to the fostering and maintaining a stable financial system by conducting and enforcing macro prudential policy, and
- Support the general economic policy of the government of Liberia in keeping it monetary policy mandate.

1.6 Functions of the Central Bank

The principal objectives of the Bank, as set out in the amended Act signed on October 20, 2020, are:

- Formulate and implement monetary policy.
- Administer the currency laws and regulate the supply of Liberian Dollar.
- Promote a safe, sound, and efficient payment system and provide supervision over payment service provider as further specified in relevant laws and regulations,
- Act as fiscal agent for the Government.
- Administer and enforce the New Financial Institutions Act of 1999 or its successor legislation.
- License, regulate, monitor, and supervise and resolve bank and non-bank financial institutions as well as non-bank financial services institutions.

NOTES TO THE FINANCIAL STATEMENTS

(All amounts are expressed in thousands of Liberian dollars unless otherwise stated)

1.6 Functions of the Central Bank (cont'd)

- Hold and manage the foreign exchange reserves of Liberia, including gold.
- Advise the Government on financial and economic matters.
- Conduct foreign exchange operations; and
- Collaborate with the relevant agencies of government responsible for enforcing anti-money laundering, counter financing of terrorism and proliferation of weapons of mass destruction laws regarding bank and non-bank financial services institutions.
- Formulate and coordinate macro-prudential policy and supervision.
- Adopt and implement the regulatory framework for securities exchange as further specified in relevant laws and regulations.

2. Basis of preparation

2.1 Basis of accounting

The financial statements have been prepared in accordance with IFRS Accounting Standards as issued by the International Accounting Standards Board (IASB). Additional information required by the amended CBL Act, 2020 has been included where appropriate.

Changes to material accounting policy and information are described in Note 2.4.

2.2 Functional and presentation currency

Both the Liberian Dollar (L\$) and the United States Dollars (US\$) are legal tender in Liberia and circulated freely in the country simultaneously. Although, transactions are consummated in both currencies, the majority of the Bank's transactions are currently denominated in United States Dollars (US\$). Accordingly, the Central Bank considers the United States Dollars as its functional currency for the purpose of IFRS.

The financial statements are presented in Liberian Dollars (L\$). This is in keeping with requirements of Part V Section 22 of the October 20, 2020, amended Central Bank of Liberia Act of 1999 which requires the use of the Liberian Dollar for all accounting, financial reporting, and official purposes in Liberia. All amounts have been rounded to the nearest thousand, unless otherwise indicated.

Exchange rate at December 31, 2023 are as follow:

| Currency | 2023 | | 2022 | |
|----------|-----------|---------|-----------|----------|
| | Reporting | Average | Reporting | Average |
| LD/USD | 188.5005 | 173.81 | 154.4916 | 150.6727 |
| LD/EURO | 1.1023 | 1.01204 | 1.062 | 1.1186 |

2.3 Use of judgement and estimates

In preparing these financial statements, management has made judgements, estimates and assumptions that affect the application of the accounting policies and the reported amounts of assets, liabilities, income, and expenses. Actual results may differ from these estimates. Estimates and underlying assumptions are reviewed on an on-going basis. Revisions to estimates are recognized prospectively.

NOTES TO THE FINANCIAL STATEMENTS

(All amounts are expressed in thousands of Liberian dollars unless otherwise stated)

2 Basis of preparation (continued)

2.3 Use of judgement and estimates (continued)

Judgements

Information about judgements made in applying accounting policies that have the most material effects on the amounts recognized in the financial statements is included in the following notes.

Note 4.2.5(e) – Establishing the criteria for determining whether credit risk on the financial asset has increased significantly since initial recognition, determining methodology for incorporating forward-looking information into measurement of expected credit loss and selection and approval of models used to measure expected credit loss.

Note 3.2.2 – classification of financial assets: assessment of the business model within which the assets are held and assessment of whether the contractual terms of the financial asset are SPPI on the principal amount outstanding.

Assumptions and estimation uncertainties

Information about assumptions and estimation uncertainties that have a significant risk of resulting in a material adjustment in the year ended 31 December 2023 is included in the following notes.

Notes 4.2.5(e) and 3.2.7: impairment of financial instruments: determining inputs into the ECL measurement model, including key assumptions used in estimating recoverable cash flows and incorporation of forward-looking information.

Note 31: measurement of Retirement benefit obligations: key actuarial assumptions.

Note 34: recognition and measurement of contingencies: key assumptions about the likelihood and magnitude of an outflow of resources.

Allowances for credit losses

Assets accounted for at amortised cost are evaluated for impairment on a basis described in accounting policy 3.2.7 and note 4.2.3. These critical assumptions have been applied consistently to all periods presented, except the Bank applied the impairment requirements under IFRS 9 f resulting in changes to the assumptions used for the calculation for provision for doubtful debts using the expected credit loss model. The expected credit loss model is the use of forecast of future economic conditions including macroeconomic factors.

Determining fair values

The determination of fair value for financial instruments that trade infrequently and have little price transparency, fair value is less objective, and requires varying degrees of judgement depending on liquidity, concentration, uncertainty of market factors, pricing assumptions and other risks affecting the specific instrument. The Bank's accounting policy on fair value measurements is discussed in Note 3.2.6.

2.4 Changes in accounting policy and disclosures

A number of other new standards are also effective from 1 January 2023, but do not have a material effect on the Bank's financial statements.

3. Material accounting policy Information

3.1 Foreign currency

3.1.1 Foreign currency transaction

Transactions in foreign currencies are translated into US\$ using the exchange rates prevailing at the dates of the transactions. Monetary assets and liabilities denominated in foreign currencies are translated into the functional currency at the exchange rate at the reporting date.

NOTES TO THE FINANCIAL STATEMENTS

(All amounts are expressed in thousands of Liberian dollars unless otherwise stated)

3. Material accounting policy Information (continued)

3.1 Foreign currency (continued)

3.1.1 Foreign currency transaction (continued)

The foreign currency gain or loss on monetary items is the difference between the amortised cost in the functional currency at the beginning of the year, adjusted for effective interest, impairment and payments during the year, and the amortised cost in the foreign currency translated at the spot exchange rate at the end of the year.

Non-monetary items that are measured based on historical cost in a foreign currency are translated at the exchange rate at the date of the transaction. Foreign currency differences arising on translation are generally recognized in profit or loss. Non-monetary assets and liabilities measured at cost are translated at transaction date rates. Foreign currency differences are generally recognized in profit or loss and presented in other income or administrative expenses depending on whether the net results in a gain or a loss.

3.1.2 Translation from functional currency to presentational currency

The financial statements have been translated to the presentation currency (Liberian Dollar) as follows:

- Income and expenses for each statement of comprehensive income presented are translated from the functional currency to Liberian Dollar at annual average exchange rate; and
- Assets and liabilities for each statement of financial position presented are translated at the spot exchange rate at the reporting date.

All resulting exchange differences are recognized as a separate component of equity (translation reserve) in other comprehensive income. This reserve is non-distributable.

3.2 Financial assets and financial liabilities

3.2.1 Recognition and initial measurement

The Bank initially recognizes loans and advances, deposits, debt securities issued on the date on which they originated. All other financial instruments (including regular-way purchases and sales of financial assets) are recognized on the trade date, which is the date on which the Bank becomes a party to the contractual provisions of the instrument.

A financial asset or financial liability is measured initially at fair value plus, for an item not at Fair value through profit or loss (FVTPL), transaction costs that are directly attributable to its acquisition or issue.

3.2.2 Classification and subsequent measurement

On initial recognition, a financial asset is classified as measured at amortised cost.

A financial asset is measured at amortised cost if it meets both of the following conditions and is not designated as at FVTPL:

- 3.2.2.1 the asset is held within a business model whose objective is to hold assets to collect contractual cash flows; and
- 3.2.2.2 the contractual terms of the financial asset give rise on specified dates to cash flows that are solely payment of principal and interest (SPPI).

NOTES TO THE FINANCIAL STATEMENTS

(All amounts are expressed in thousands of Liberian dollars unless otherwise stated)

3. Material accounting policy Information (continued)

3.2 Financial assets and financial liabilities (continued)

3.2.2 Classification and subsequent measurement (continued)

Business model assessment

The Bank makes an assessment of the objective of a business model in which an asset is held at a portfolio level because this best reflects the way the business is managed, and information is provided to management. The information considered includes:

the stated policies and objectives for the portfolio and the operation of those policies in practice. In particular, whether management's strategy focuses on earning contractual interest revenue, maintaining a particular interest rate profile, matching the duration of the financial assets to the duration of the liabilities that are funding those assets or realizing cash flows through the sale of the assets.

how the performance of the portfolio is evaluated and reported to the Bank's management.

The risks that affect the performance of the business model (and the financial assets held within that business model) and how those risks are managed:

How managers of the business are compensated e.g., whether compensation is based on the fair value of the assets managed or the contractual cash flows collected:

The frequency, volume and timing of sales in prior periods, the reasons for such sales and their expectations about future sales activity. However, information about sales activity is not considered in isolation, but as part of an overall assessment of how the Bank's stated objective for managing the financial assets is achieved and how cash flows is realized.

Assessment of whether contractual cash flows are solely payments of principal and interest on principal.

For the purposes of this assessment, 'principal' is defined as the fair value of the financial asset on initial recognition. 'Interest' is defined as consideration for the time value of money and for the credit risk associated with the principal amount outstanding during a particular period of time and for other basic lending risks and costs (e.g. liquidity risk and administrative costs), as well as profit margin.

In assessing whether the contractual cash flows are solely payments of principal and interest, the Bank considers the contractual terms of the instrument. This includes assessing whether the financial asset contains a contractual term that could change the timing or amount of contractual cash flows such that it would not meet this condition. In making the assessment, the Bank considers:

contingent events that would change the amount and timing of cash flows.
leverage features.

prepayment and extension terms.

terms that limit the Bank's claim to cash flows from specified assets (e.g., non-recourse asset arrangements).
Features that modify consideration of the time value of money – e.g. periodical reset of interest rates.

Reclassification

Financial assets are not reclassified subsequent to their initial recognition, except in the period after the Bank changes its business model for managing financial assets.

NOTES TO THE FINANCIAL STATEMENTS

(All amounts are expressed in thousands of Liberian dollars unless otherwise stated)

3. Material accounting policy Information (continued)

3.2.3 Derecognition

Financial assets

The Bank derecognizes a financial asset when the contractual rights to the cash flows from the financial asset expire, or it transfers the rights to receive the contractual cash flows in a transaction in which substantially all of the risks and rewards of ownership of the financial asset are transferred or in which the Bank neither transfers nor retains substantially all of the risks and rewards of ownership and it does not retain control of the financial asset.

On derecognition of a financial asset, the difference between the carrying amount of the asset (or the carrying amount allocated to the portion of the asset derecognized) and the sum of the consideration received (including any new asset obtained less any new liability assumed).

Financial liabilities

The Bank derecognizes financial liability when its contractual obligations are discharged or cancelled or expire.

3.2.4 Modifications of financial assets and financial liabilities

Financial assets

If the terms of a financial asset are modified, then the Bank evaluates whether the cash flows of the modified asset are substantially different.

If the cash flows are substantially different, then the contractual rights to cash flows from the original financial asset are deemed to have expired. In this case, the original financial asset is derecognized, and a new financial asset is recognized at fair value plus any eligible transaction costs. Any fees received as part of the modification are accounted for as follows:

- fees that are considered in determining the fair value of the new asset and fees that represent reimbursement of eligible transaction costs are included in the initial measurement of the asset; and
- other fees are included in profit or loss as part of the gain or loss on derecognition.

If cash flows are modified when the borrower is in financial difficulties, then the objective of the modification is usually to maximize recovery of the original contractual terms rather than to originate a new asset with substantially different terms. If the Bank plans to modify a financial asset in a way that would result in forgiveness of cash flows, then it first considers whether a portion of the asset should be written off before the modification takes place (see below for write-off policy). This approach impacts the result of the quantitative evaluation and means that the derecognition criteria are not usually met in such cases.

If the modification of a financial asset measured at amortised cost does not result in derecognition of the financial asset, then the Bank first recalculates the gross carrying amount of the financial asset using the original effective interest rate of the asset and recognizes the resulting adjustment as a modification gain or loss in profit or loss. For floating-rate financial assets, the original effective interest rate used to calculate the modification gain or loss is adjusted to reflect current market terms at the time of the modification. Any costs or fees incurred, and fees received as part of the modification adjust the gross carrying amount of the modified financial asset and are amortised over the remaining term of the modified financial asset.

If such a modification is carried out because of the financial difficulties of the borrower, then the gain or loss is presented together with impairment losses. In other cases, it is presented as interest income calculated using the effective interest rate method.

NOTES TO THE FINANCIAL STATEMENTS

(All amounts are expressed in thousands of Liberian dollars unless otherwise stated)

3. Material accounting policy Information (continued)

Financial liabilities

The Bank derecognizes a financial liability when its terms are modified, and the cash flows of the modified liability are substantially different. In this case, a new financial liability based on the modified terms is recognized at fair value. The difference between the carrying amount of the financial liability derecognized and consideration paid is recognized in profit or loss. Consideration paid includes non-financial assets transferred, if any, and the assumption of liabilities, including the new modified financial liability.

If the modification of a financial liability is not accounted for as derecognition, then the amortised cost of the liability is recalculated by discounting the modified cash flows at the original effective interest rate and the resulting gain or loss is recognized in profit or loss. For floating-rate financial liabilities, the original effective interest rate used to calculate the modification gain or loss is adjusted to reflect current market terms at the time of the modification. Any costs and fees incurred are recognized as an adjustment to the carrying amount of the liability and amortised over the remaining term of the modified financial liability by re-computing the effective interest rate on the instrument.

3.2.5 *Offsetting*

Financial assets and financial liabilities are offset, and the net amount presented in the statement of financial position when, and only when, the Bank currently has a legally enforceable right to set off the amounts and it intends either to settle them on a net basis or to realize the asset and settle the liability simultaneously.

Income and expenses are presented on a net basis only when permitted under IFRS.

3.2.6 *Fair value measurement*

Fair value is the price that would be received to sell an asset or paid to transfer a liability in an orderly transaction between market participants at the measurement date in the principal or, in its absence, the most advantageous market to which the Bank has access at that date. The fair value of a liability reflects its non-performance risk.

When available, the Bank measures the fair value of an instrument using the quoted price in an active market for that instrument. A market is regarded as active if transactions for the asset or liability take place with sufficient frequency and volume to provide pricing information on an ongoing basis.

If there is no quoted price in an active market, then the Bank uses valuation techniques that maximize the use of relevant observable inputs and minimize the use of unobservable inputs. The chosen valuation technique incorporates all of the factors that market participants would take into account in pricing a transaction.

The best evidence of the fair value of a financial instrument at initial recognition is normally the transaction price - i.e. the fair value of the consideration given or received. If the Bank determines that the fair value at initial recognition differs from the transaction price and the fair value is evidenced neither by a quoted price in an active market for an identical asset or liability nor based on a valuation technique that uses only data from observable markets, then the financial instrument is initially measured at fair value, adjusted to defer the difference between the fair value at initial recognition and the transaction price. Subsequently, that difference is recognized in profit or loss on an appropriate basis over the life of the instrument but no later than when the valuation is wholly supported by observable market data, or the transaction is closed out.

If an asset or a liability measured at fair value has a bid price and an asked price, then the Bank measures assets and long positions at a bid price and liabilities and short positions at an ask price

NOTES TO THE FINANCIAL STATEMENTS

(All amounts are expressed in thousands of Liberian dollars unless otherwise stated)

3. Material accounting policy Information (continued)

3.2.6 Fair value measurement (continued)

Portfolios of financial assets and financial liabilities that are exposed to market risk and credit risk that are managed by the Bank on the basis of the net exposure to either market or credit risk are measured on the basis of a price that would be received to sell a net long position (or paid to transfer a net short position) for a particular risk exposure. Those portfolio-level adjustments are allocated to the individual assets and liabilities on the basis of the relative risk adjustment of each of the individual instruments in the portfolio.

The fair value of a financial liability when a demand feature (e.g. demand deposit) is not less than the amount payable on demand, discounted from the first date on which the amount could be required to be paid.

The Bank recognizes transfers between levels of the fair value hierarchy as of the end of the reporting period during which the change has occurred.

3.2.7 Impairment of financial assets

The Bank recognizes loss allowances for ECL on the following financial instruments that are not measured at FVTPL:

- financial assets that are debt instruments;
- financial guarantee contracts issued; and

The Bank measures loss allowances at an amount equal to lifetime ECL, except for the following, for which they are measured as 12-month ECL:

- debt investment securities that are determined to have low credit risk at the reporting date; and
- other financial instruments on which credit risk has not increased significantly since their initial recognition.

The Bank considers a debt investment security to have low credit risk when its credit risk rating is equivalent to the globally understood definition of 'investment grade'. The Bank does not apply the low credit risk exemption to any other financial instruments.

12-month ECL are the portion of lifetime ECL that result from default events on a financial instrument that are possible within the 12 months after the reporting date. Financial instruments for which a 12-month ECL is recognized are referred to as 'Stage 1 financial instrument. Financial instruments allocated to Stage 1 have not undergone a significant increase in credit risk since initial recognition and are not credit-impaired.

Life-time ECL are the ECL that result from all possible default events over the expected life of the financial instrument. Financial instruments for which a lifetime ECL is recognized but which are not credit-impaired are referred to as 'Stage 2 financial instruments. Financial instruments allocated to Stage 2 are those that have experienced a significant increase in credit risk since initial recognition but are not credit-impaired.

Financial instruments for which lifetime ECL are recognized and that are credit-impaired are referred to as 'Stage 3 financial instruments'.

NOTES TO THE FINANCIAL STATEMENTS

(All amounts are expressed in thousands of Liberian dollars unless otherwise stated)

3. Material accounting policy Information (continued)

3.2.7 Impairment of financial assets (continued)

Measurement of ECL

ECL is a probability-weighted estimate of credit losses. They are measured as follows:

- *financial assets that are not credit-impaired at the reporting date*: as the present value of all cash shortfalls (i.e. the difference between the cash flows due to the entity in accordance with the contract and the cash flows that the Bank expects to receive);
- *financial assets that are credit-impaired at the reporting date*: as the difference between the gross carrying amount and the present value of estimated future cash flows.
- *undrawn loan commitments*: as the present value of the difference between the contractual cash flows that are due to the Bank if the commitment is drawn down and the cash flows that the Bank expects to receive; and
- *financial guarantee contracts*: the expected payments to reimburse the holder less any amounts that the Bank expects to recover.

When discounting future cash flows, the following discount rates are used:

- *financial assets other than purchased or originated credit-impaired (POCI) financial assets*: the original effective interest rate or an approximation thereof,
- *financial guarantee contracts issued*: the rate that reflects the current market assessment of the time value of money and the risks that are specific to the cash flows.

Restructured financial assets

If the terms of a financial asset are renegotiated or modified or an existing financial asset is replaced with a new one due to financial difficulties of the borrower, then an assessment is made of whether the financial asset should be derecognized and ECL are measured as follows.

- If the expected restructuring will not result in derecognition of the existing asset, then the expected cash flows arising from the modified financial asset are included in calculating the cash shortfalls from the existing asset.
- If the expected restructuring will result in derecognition of the existing asset, then the expected fair value of the new asset is treated as the final cash flow from the existing financial asset at the time of its derecognition. This amount is included in calculating the cash shortfalls from the existing financial asset that are discounted from the expected date of derecognition to the reporting date using the original effective interest rate of the existing financial asset.

Credit-impaired financial assets

At each reporting date, the Bank assesses whether financial assets carried at amortised cost are credit-impaired (referred to as 'Stage 3 financial assets'). A financial asset is 'credit-impaired' when one or more events that have a detrimental impact on the estimated future cash flows of the financial asset have occurred.

Evidence that a financial asset is credit-impaired includes the following observable data:

- significant financial difficulty of the borrower or issuer;
- a breach of contract such as a default or past due event;
- the restructuring of a loan or advance by the Bank on terms that the Bank would not consider otherwise;
- it is becoming probable that the borrower will enter bankruptcy or other financial reorganization; or
- the disappearance of an active market for a security because of financial difficulties.

NOTES TO THE FINANCIAL STATEMENTS

(All amounts are expressed in thousands of Liberian dollars unless otherwise stated)

3. Material accounting policy Information (continued)

3.2.7 Impairment of financial assets (continued)

Measurement of ECL

A loan that has been renegotiated due to a deterioration in the borrower's condition is usually considered to be credit-impaired unless there is evidence that the risk of not receiving contractual cash flows has reduced significantly and there are no other indicators of impairment.

In making an assessment of whether an investment in sovereign debt is credit-impaired, the Bank considers the following factors:

- the market's assessment of creditworthiness as reflected in the bond yields;
- the rating agencies' assessments of creditworthiness;
- the country's ability to access the capital markets for new debt issuance;
- the probability of debt being restructured, resulting in holders suffering losses through voluntary or mandatory debt forgiveness; and
- the international support mechanisms in place to provide the necessary support as 'lender of last resort' to that country, as well as the intention, reflected in public statements, of governments and agencies to use those mechanisms. This includes an assessment of the depth of those mechanisms and, irrespective of the political intent, whether there is the capacity to fulfil the required criteria.

Presentation of allowances for ECL in the statement of financial position

Loss allowances for ECL are presented in the statement of financial position as follows:

- financial assets measured at amortised cost as a deduction from the gross carrying amount of the assets;
- loan commitments and financial guarantee contracts: generally, as a provision and
- where a financial instrument includes both a drawn and undrawn component, and the Bank cannot identify the ECL on the loan commitment component separately from those on the drawn component: the Bank presents a combined loss allowance for both components. The combined amount is presented as a deduction from the gross carrying amount of the drawn component. Any excess of the loss allowance over the gross amount of the drawn component is presented as a provision.

Write-off

Loans and debt securities are written off (either partially or in full) when there is no reasonable expectation of recovering a financial asset in its entirety or a portion thereof. This is generally the case when the Bank determines that the borrower does not have assets or sources of income that could generate sufficient cash flows to repay the amounts subject to write-off. This assessment is carried out at the individual assets level.

Recoveries of amounts previously written off are included in 'impairment losses on financial instruments' in profit or loss. Financial assets that are written off could still be subject to enforcement activities in order to comply with the Bank's procedures for recovery of amounts due.

Financial assets that are written off could still be subject to enforcement activities in order to comply with the Bank's procedures for recovery of amounts due

NOTES TO THE FINANCIAL STATEMENTS

(All amounts are expressed in thousands of Liberian dollars unless otherwise stated)

3. Material accounting policy Information (continued)

3.2.7 Impairment of financial assets (continued)

Financial guarantee contracts held

The Bank assesses whether a financial guarantee contract held is an integral element of a financial asset that is accounted for as a component of that instrument or is a contract that is accounted for separately. The factors that the Bank considers when making this assessment include whether:

- the guarantee is implicitly part of the contractual terms of the debt instrument;
- the guarantee is required by laws and regulations that govern the contract of the debt instrument;
- the guarantee is entered into at the same time as and in contemplation of the debt instrument;
- and
- the guarantee is given by the parent of the borrower or another company within the borrower's group.

If the Bank determines that the guarantee is an integral element of the financial asset, then any premium payable in connection with the initial recognition of the financial asset is treated as a transaction cost of acquiring it. The Bank considers the effect of the protection when measuring the fair value of the debt instrument and when measuring ECL.

3.3 Recognition of interest income

3.3.1 Effective interest rate

Interest income and expense are recognized in profit or loss using the effective interest method. The 'effective interest rate' is the rate that exactly discounts estimated future cash payments or receipts through the expected life of the financial instrument to:

- the gross carrying amount of the financial asset; or
- the amortised cost of the financial liability.

When calculating the effective interest rate for financial instruments other than purchased or originated credit impaired assets, the Bank estimates future cash flows considering all contractual terms of the financial instrument, but not ECL. For purchased or originated credit impaired financial assets, a credit adjusted effective interest rate is calculated using estimated future cash flows including ECL.

The calculation of the effective interest rate includes transaction costs and fees and points paid or received that are an integral part of the effective interest rate. Transaction costs include incremental costs that are directly attributable to the acquisition or issue of a financial asset or financial liability.

3.3.2 Amortized cost and gross carrying amount

The 'amortized cost' of a financial asset or financial liability is the amount at which the financial asset or financial liability is measured on initial recognition minus the principal repayments, plus or minus the cumulative amortization using the effective interest method of any difference between that initial amount and the maturity amount and, for financial assets, adjusted for any expected credit loss allowance. The 'gross carrying amount of a financial asset' is the amortized cost of a financial asset before adjusting for any expected credit loss allowance.

NOTES TO THE FINANCIAL STATEMENTS

(All amounts are expressed in thousands of Liberian dollars unless otherwise stated)

3. Material accounting policy Information (continued)

3.3.3 Calculation of interest income and expense

The effective interest rate of a financial asset or financial liability is calculated on initial recognition of a financial asset or a financial liability. In calculating interest income and expense, the effective interest rate is applied to the gross carrying amount of the asset (when the asset is not credit impaired) or to the amortised cost of the liability. The effective interest rate is revised as a result of periodic re-estimation of cash flows of floating rate instruments to reflect movements in market rates of interest.

However, for financial assets that have become credit impaired subsequent to initial recognition, interest income is calculated by applying the effective interest rate to the amortised cost of the financial asset. If the asset is no longer credit impaired, then the calculation of interest income reverts to a gross basis.

For financial assets that were credit-impaired on initial recognition, interest income is calculated by applying the credit-adjusted effective interest rate to the amortised cost of the asset. The calculation of interest income does not revert to a gross basis, even if the credit risk of the asset improves.

Presentation

Interest income calculated using the effective interest method presented in the statement of comprehensive income interest on financial assets measured at amortised cost.

Interest expense presented in the statement of comprehensive income includes:

- interest expense on financial liabilities measured at amortised cost;
- interest expense on lease liabilities.

3.4 Fees and commissions income and expense

Fees and commission income and expense that are integral to the effective interest rate on a financial asset or financial liability are included in the effective interest rate.

Other fees and commission expenses relate mainly to transaction and service fees, which are expensed as the services are received.

3.5 Cash and cash equivalents

Cash and cash equivalents include notes and coins on hand, unrestricted balances held with other central banks and commercial banks and highly liquid financial assets with original maturities of three (3) months or less from the acquisition date that are subject to an insignificant risk of changes in their fair value and are used by the Bank in the management of its short-term commitments.

Cash and bank balances are carried at amortised cost in the statement of financial position.

3.6 Property, plant and equipment

3.6.1 Recognition and measurement

Items of property and equipment are measured at cost less accumulated depreciation and any accumulated impairment losses (if any).

Purchased software that is integral to the functionality of the related equipment is capitalized as part of that equipment.

NOTES TO THE FINANCIAL STATEMENTS

(All amounts are expressed in thousands of Liberian dollars unless otherwise stated)

3. Material accounting policy Information (continued)

3.6 Property, plant and equipment (continued)

3.6.1 Recognition and measurement

When parts of an item of property or equipment have different useful lives, they are accounted for as separate items (major components) of property and equipment.

Any gain or loss from the disposal of an item of property and equipment is recognized within other income in profit or loss.

3.6.2 Subsequent costs

Subsequent expenditure is capitalized only if it is probable that the future economic benefits associated with the expenditure will flow to the Entity. Ongoing repairs and maintenance are expensed as incurred.

3.6.3 Depreciation

Depreciation is calculated to write off the cost of items of property and equipment less their estimated residual values using the straight-line method over their estimated useful lives and is generally recognized in profit or loss. Freehold Land is not depreciated.

The estimated useful lives for the current and comparative periods are as follows:

| | |
|------------------------|--------------|
| Leasehold improvements | 6 years |
| Building | 50 years |
| Equipment | 3 years |
| Elevators | 25 years |
| Motor vehicles | 4 to 5 years |
| Furniture and fixtures | 5 years |

The assets' depreciation method, residual values and useful lives are reviewed, and adjusted if appropriate, at the end of each reporting period.

3.7 Intangible assets

Intangible assets consist of Great Plains Accounting software, Bank master, Evercross, IDEA software, Eview Statistical software payment and credit reference systems software and WIP and WIP-Document Management Software.

Intangible assets acquired by the Bank are measured at cost less accumulated amortization and any accumulated impairment losses.

Subsequent expenditure on software assets is capitalized only when it increases the future economic benefits embodied in the specific asset to which it relates. All other expenditure is recognized in profit or loss as it is incurred.

Software is amortized on a straight-line basis in profit or loss over its estimated useful life, from the date on which it is available for use. The estimated useful life of software for the current and comparative periods is three years. Amortization methods, useful lives and residual values are reviewed at each reporting date and adjusted, if appropriate.

NOTES TO THE FINANCIAL STATEMENTS

(All amounts are expressed in thousands of Liberian dollars unless otherwise stated)

3. Material accounting policy Information (continued)

3.8 Impairment of non-financial assets

At each reporting date, the Bank reviews the carrying amounts of its non-financial assets (other than investment properties and deferred tax assets) to determine whether there is any indication of impairment. If any such indication exists, then the asset's recoverable amount is estimated.

For impairment testing, assets are grouped together into the smallest group of assets that generate cash inflows from continuing use that is largely independent of the cash inflows of other assets or cash generating units (CGUs).

The recoverable amount of an asset or CGU is the greater of its value in use and its fair value less costs to sell. Value in use is based on the estimated future cash flows, discounted to their present value using a pre-tax discount rate that reflects current market assessments of the time value of money and the risks specific to the asset or cash generating unit (CGU).

An impairment loss is recognized if the carrying amount of an asset or CGU exceeds its recoverable amount. The Bank's corporate assets do not generate separate cash inflows and are used by more than one CGU. Corporate assets are allocated to CGUs on a reasonable and consistent basis and tested for impairment as part of the testing of the CGUs to which the corporate assets are allocated.

Impairment losses are recognized in profit or loss. They are allocated to reduce the carrying amounts of the assets in the CGU on a pro-rata basis.

An impairment loss is reversed only to the extent that the asset's carrying amount does not exceed the carrying amount that would have been determined, net of depreciation or amortization, if no impairment loss had been recognized.

3.9 Employees' benefits

3.9.1 Defined benefit obligations

The Bank's obligation in respect of defined benefit plans is calculated separately for each plan by estimating the amount of future benefits that employees have earned in the current and prior periods and discounting that amount. The scheme is unfunded, and accordingly no assets related to the Scheme are recorded.

The calculation of defined benefit obligations is performed annually by a qualified actuary using the projected unit credit method.

Re-measurements of the defined benefit liability, which comprise actuarial gains and losses, are recognized immediately in OCI. The Bank determines the interest expense on the defined benefit liability for the period by applying the discount rate used to measure the defined benefit obligation at the beginning of the annual period to the defined benefit liability at the period end, taking into account any changes in the defined benefit liability during the period as a result of contributions and benefit payments. Net interest expense and other expenses related to defined benefit plans are recognized in personnel expenses in profit or loss.

When the benefits of a plan are changed or when a plan is curtailed, the resulting change in benefits that relate to past service or the gain or loss on curtailment is recognized immediately in profit or loss. The Bank recognizes gains and losses on the settlement of a defined benefit plan when the settlement occurs.

3.9.2 Defined contribution plans

A defined contribution plan is a post-employment benefit plan under which the Bank pays fixed contributions to a separate company and will have no legal or constructive obligation to pay further amounts. Obligations for contributions to defined contribution pension plans are recognized as an expense in profit or loss in the periods during which services are rendered by employees. Prepaid contributions are recognized as an asset to the extent that a cash refund or a reduction in future payments is available.

NOTES TO THE FINANCIAL STATEMENTS

(All amounts are expressed in thousands of Liberian dollars unless otherwise stated)

3. Material accounting policy Information (continued)

— *Provident fund*

The provident fund is a defined contribution plan under which the Bank pays fixed contributions into a separate entity. The Bank's obligations to the defined contribution scheme are reported in the Statement of Comprehensive Income in the year due. The Bank has no legal or constructive obligations to pay further contributions if the fund does not hold sufficient assets to pay all employees the benefits relating to employee service in the current and prior periods. The Bank has a Provident Fund Scheme for all employees who have completed their probation period with the Bank. The Bank contributes 5% of their basic salary to the Fund. Obligations under the plan are limited to the relevant contributions which have been recognized in the financial statements.

— *National Social Security & Welfare Corporation (NASSCORP)*

Under the national pension scheme, the Bank contributes 6% of employees' basic salary to the National Social Security & Welfare Corporation for employee pensions. The Bank's obligation is limited to the relevant contributions, which have been recognized in the financial statements. The pension liabilities and obligations, however, rest with NASSCORP.

3.9.3 *Short-term employment benefits*

Short-term employee benefits are expensed as the related service is provided. A liability is recognized for the amount expected to be paid if the Group has a present legal or constructive obligation to pay this amount as a result of past service provided by the employee and the obligation can be estimated reliably.

3.10 **Share capital**

The Bank classifies capital and equity instruments in accordance with the contractual terms of the instrument. Incremental costs directly attributable to the issue of ordinary shares, in net of any tax effects, are recognized as a deduction from equity.

3.11 **Provisions**

(a) General

Provisions, including any restructuring, redundancy and legal claims are recognized: when CBL has a present legal or constructive obligation as a result of past events; it is more likely than not that an outflow of resources will be required to settle the obligation; and the amount can be reliably estimated.

Where there are several similar obligations, the likelihood that an outflow will be required in settlement is determined by considering the class of obligations. A provision is recognized even if the likelihood of an outflow with respect to any one item included in the same class of obligation may be small. Provisions are measured at the present value of the expenditures expected to be required to settle obligations using a rate that reflects a current market assessment of the time value of money and the risks specific to such an obligation. The unwinding of the discount is recognized as a financial cost.

(b) Leave pay accrual

Leave pay accrual at the reporting date represents the present obligation to employees as a result of employee's services provided up to the reporting date. The accrual is measured as the amount that is expected to be paid as a result of the leave entitlement that has accumulated at the reporting date.

NOTES TO THE FINANCIAL STATEMENTS

(All amounts are expressed in thousands of Liberian dollars unless otherwise stated)

3. Material accounting policy Information (continued)

3.12 Deferred currency cost

Costs related to printing currency are amortized when the notes are put into circulation using the weighted average method. Unissued Liberian Dollar notes at the reporting date are treated as inventory items at the cost of production. All other costs relating to the production of such notes are incurred in the period in which they are incurred.

3.13 Currency in circulation

The currency issued by CBL represents claims on the Central Bank in favor of the holder. The liability in respect of notes and coins in issue at the reporting date is stated at the nominal value of the currency. Liberian dollar notes held by CBL that are not in circulation are not liabilities or assets of the Bank

3.14 Leases

At inception of a contract, the Bank assesses whether a contract is, or contains, a lease. A contract is, or contains, a lease if the contract conveys the right to control the use of an identified asset for a period of time in exchange for consideration.

This policy is applied to contracts entered into (or changed) on or after 1 January 2019

Bank acting as a lessee

At commencement or on modification of a contract that contains a lease component, the Bank allocates consideration in the contract to each lease component on the basis of its relative standalone price. However, for leases of branches and residential premises, the Bank has elected not to separate non-lease components and accounts for the lease and non-lease components as a single lease component.

The Bank recognizes a right of use asset and a lease liability at the lease commencement date. The right of use asset is initially measured at cost, which comprises the initial amount of the lease liability adjusted for any lease payments made at or before the commencement date, plus any initial direct costs incurred and an estimate of costs to dismantle and remove any improvements made to branches or office premises.

The right of use asset is subsequently depreciated using the straight-line method from the commencement date to the end of the lease term. In addition, the right of use asset is periodically reduced by impairment losses, if any, and adjusted for certain remeasurements of the lease liability.

The lease liability is initially measured at the present value of the lease payments that are not paid at the commencement date, discounted using the interest rate implicit in the lease or, if that rate cannot be readily determined, and the Bank's incremental borrowing rate. Generally, the Bank uses its incremental borrowing rate as the discount rate.

The Bank determines its incremental borrowing rate by analyzing its borrowings from various external sources and makes certain adjustments to reflect the terms of the lease and type of asset leased.

NOTES TO THE FINANCIAL STATEMENTS

(All amounts are expressed in thousands of Liberian dollars unless otherwise stated)

3. Material accounting policy Information (continued)

3.14 Leases

Lease payments included in the measurement of the lease liability comprise the following:

- fixed payments, including in substance fixed payments;
- variable lease payments that depend on an index or a rate, initially measured using the index or rate as at the commencement date;
- amounts expected to be payable under a residual value guarantee; and
- the exercise price under a purchase option that the Bank is reasonably certain to exercise, lease payments in an optional renewal period if the Bank is reasonably certain to exercise an extension option, and penalties for early termination of a lease unless the Bank is reasonably certain not to terminate early.

The lease liability is measured at amortised cost using the effective interest method. It is remeasured when there is a change in future lease payments arising from a change in an index or rate, if there is a change in the Bank's estimate of the amount expected to be payable under a residual value guarantee, if the Bank changes its assessment of whether it will exercise a purchase, extension or termination option or if there is a revised in substance fixed lease payment.

When the lease liability is remeasured in this way, a corresponding adjustment is made to the carrying amount of the right of use asset or is recorded in profit or loss if the carrying amount of the right of use asset has been reduced to zero.

The Bank presents right of use assets in 'property, machinery and equipment' and lease liabilities in 'other liabilities' in the statement of financial position.

Short term leases and leases of low value assets

The Bank has elected not to recognize right of use assets and lease liabilities for leases of low value assets and short-term leases. The Bank recognizes the lease payments associated with these leases as an expense on a straight-line basis over the lease term.

3.15 Leasehold improvements

This involves costs incurred in refurbishing various properties leased by CBL. Certain lease agreements specify options for renewal (capital leases). Lease agreements normally cover periods of 1-10 years. Costs associated with leases include initial rental repayments, cost of improvements, renovations, and other costs incurred in preparing the property for use. Leasehold improvements are amortized over the lives of the related or underlying leases.

3.16 Allocation of net profits

Profits of CBL are stated according to Part XI; Section 52 of the amended CBL Act of 2020, subject to subsection (1), the net profit of the Central Bank in each year is reflected as follows:

1. increase the amount of capital if it becomes below the minimum authorized capital;
2. redeem securities used to fill up share capital;
3. increase general reserves up to at least 10 percent of monetary liabilities; and
4. any residual distributable earning remaining after the preceding allocation, if any, shall be distributed to the National Treasury within four months after the end of the financial year as revenue for the general budget of the Government.

NOTES TO THE FINANCIAL STATEMENTS

(All amounts are expressed in thousands of Liberian dollars unless otherwise stated)

3. Material accounting policy Information (continued)

3.16 Allocation of net profits (continued)

The aggregate amount of the monetary liabilities of the Central Bank shall be at any time the sum of:

- (i) all outstanding banknotes, coins and debts securities issued by the Central Bank; and
- (ii) the credit balances of all accounts maintained in the books of the Central Bank by account holders.

3.17 Allocation of net losses

If the Central Bank incurs net losses for any financial year, the loss shall be first charged to the general reserve account, and subsequently applied against the paid-up capital account. If the net loss is comprised net unrealized revaluation losses, the amount of net unrealized revaluation losses shall be allocated to the revaluation reserve account until such time as these revaluation reserve accounts have a zero balance, after which these losses shall be covered by the current year's profit, then by the general reserve account and subsequently by the paid-up capital account

3.18 Contingent liabilities

Contingent liabilities

A contingent liability is a possible obligation that arises from past events and whose existence will be confirmed only by the occurrence or non-occurrence of one or more uncertain future events not wholly within the control of the Bank, or a present obligation that arises from past events but is not recognized because it is not probable that an outflow of resources embodying economic benefits will be required to settle the obligation; or the amount of the obligation cannot be measured with sufficient reliability. If the likelihood of an outflow of resources is remote, the possible obligation is neither a provision nor a contingent liability and no disclosure is made.

3.19 Financial guarantees and loan commitments

Financial guarantee contracts are contracts that require the Bank to make specified payments to reimburse the holder for a loss it incurs because a specified debtor fails to make payments when due, in accordance with the terms of a debt instrument. Loan commitments are firm commitments to provide credit under pre-specified terms and conditions.

Liabilities arising from financial guarantees or commitments to provide a loan at below-market interest rates are initially recognized at fair value and amortized over the life of the guarantee or commitment. The liability is subsequently carried at the higher of the amortized amount and the present value of any expected payments to settle the liability, when payment becomes probable. Financial guarantees and commitments to provide a loan at below-market rates are included within other liabilities.

NOTES TO THE FINANCIAL STATEMENTS

(All amounts are expressed in thousands of Liberian dollars unless otherwise stated)

3.20 Adoption of new and revised Standards

New and amended IFRS Accounting Standards that are effective for the current year

In the current year, the bank has applied a number of amendments to IFRS Accounting Standards issued by the International Accounting Standards Board (IASB) that are mandatorily effective for an accounting period that begins on or after 1 January 2023. Their adoption has not had any material impact on the disclosures or on the amounts reported in these financial statements.

The bank has adopted the amendments to IAS 1 for the first time in the current year. The amendments change the requirements in IAS 1 with regard to disclosure of accounting policies. The amendments replace all instances of the term 'significant accounting policies' with 'material accounting policy information'. Accounting policy information is material if, when considered together with other information included in an entity's financial statements, it can reasonably be expected to influence decisions that the primary users of general purpose financial statements make on the basis of those financial statements. The supporting paragraphs in IAS 1 are also amended to clarify that accounting policy information that relates to immaterial transactions, other events or conditions is immaterial and need not be disclosed. Accounting policy information may be material because of the nature of the related transactions, other events or conditions, even if the amounts are immaterial. However, not all accounting policy information relating to material transactions, other events or conditions is itself material.

The IASB has also developed guidance and examples to explain and demonstrate the application of the 'four-step materiality process' described in IFRS Practice Statement 2. The bank has adopted the amendments to IAS 12 for the first time in the current year. The amendments introduce a further exception from the initial recognition exemption. Under the amendments, an entity does not apply the initial recognition exemption for transactions that give rise to equal taxable and deductible temporary differences. Depending on the applicable tax law, equal taxable and deductible temporary differences may arise on initial recognition of an asset and liability in a transaction that is not a business combination and affects neither accounting profit nor taxable profit.

Following the amendments to IAS 12, an entity is required to recognize the related deferred tax asset and liability, with the recognition of any deferred tax asset being subject to the recoverability criteria in IAS 12.

The bank has adopted the amendments to IAS 12 for the first time in the current year. The IASB amends the scope of IAS 12 to clarify that the Standard applies to income taxes arising from tax law enacted or substantively enacted to implement the Pillar Two model rules published by the OECD, including tax law that implements qualified domestic minimum top up taxes described in those rules.

The amendments introduce a temporary exception to the accounting requirements for deferred taxes in IAS 12, so that an entity would neither recognize nor disclose information about deferred tax assets and liabilities related to Pillar Two income taxes.

Following the amendments, the bank is required to disclose that it has applied for the exception and to disclose separately its current tax expense (income) related to Pillar Two income taxes.

The bank has adopted the amendments to IAS 8 for the first time in the current year. The amendments replace the definition of a change in accounting estimates with a definition of accounting estimates. Under the new definition, accounting estimates are "monetary amounts in financial statements that are subject to measurement uncertainty". The definition of a change in accounting estimates was deleted.

NOTES TO THE FINANCIAL STATEMENTS

(All amounts are expressed in thousands of Liberian dollars unless otherwise stated)

New and revised IFRS Accounting Standards in issue but not yet effective

At the date of authorization of these financial statements, the group has not applied the following new and revised IFRS Accounting Standards that have been issued but are not yet effective and, in some cases, had not yet been adopted by the relevant body.

| | |
|---|---|
| Amendments to IFRS 10 and IAS 28 | Sale or Contribution of Assets between an Investor and its Associate or Joint Venture |
| Amendments to IAS 1 | Classification of Liabilities as Current or Non-current |
| Amendments to IAS 1 | Non-current Liabilities with Covenants |
| Amendments to IAS 7 and IFRS 7 | Supplier Finance Arrangements |
| Amendments to IFRS 16 | Lease Liability in a Sale and Leaseback |

The directors do not expect that the adoption of the Standards listed above will have a material impact on the financial statements of the group in future periods, except if indicated below.

Amendments to IFRS 10 Consolidated Financial Statements and IAS 28 Investments in Associates and Joint Ventures—Sale or Contribution of Assets between an Investor and its Associate or Joint Venture

The amendments to IFRS 10 and IAS 28 deal with situations where there is a sale or contribution of assets between an investor and its associate or joint venture. Specifically, the amendments state that gains or losses resulting from the loss of control of a subsidiary that does not contain a business in a transaction with an associate or a joint venture that is accounted for using the equity method, are recognized in the parent's profit or loss only to the extent of the unrelated investors' interests in that associate or joint venture. Similarly, gains and losses resulting from the remeasurement of investments retained in any former subsidiary (that has become an associate or a joint venture that is accounted for using the equity method) to fair value are recognized in the former parent's profit or loss only to the extent of the unrelated investors' interests in the new associate or joint venture.

The effective date of the amendments has yet to be set by the IASB; however, earlier application of the amendments is permitted. The directors of the parent company anticipate that the application of these amendments may have an impact on the group's consolidated financial statements in future periods should such transactions arise.

Amendments to IAS 1 *Presentation of Financial Statements*—Classification of Liabilities as Current or Non-current

The amendments to IAS 1 published in January 2020 affect only the presentation of liabilities as current or noncurrent in the statement of financial position and not the amount or timing of recognition of any asset, liability, income or expenses, or the information disclosed about those items.

The amendments clarify that the classification of liabilities as current or non-current is based on rights that are in existence at the end of the reporting period, specify that classification is unaffected by expectations about whether an entity will exercise its right to defer settlement of a liability, explain that rights are in existence if covenants are complied with at the end of the reporting period, and introduce a definition of 'settlement' to make clear that settlement refers to the transfer to the counterparty of cash, equity instruments, other assets or services.

The amendments are applied retrospectively for annual periods beginning on or after 1 January 2024, with early application permitted. The IASB has aligned the effective date with the 2022 amendments to IAS 1. If an entity applies the 2020 amendments for an earlier period, it is also required to apply the 2022 amendments early. The directors of the parent company anticipate that the application of these amendments may have an impact on the group's consolidated financial statements in future periods.

NOTES TO THE FINANCIAL STATEMENTS

(All amounts are expressed in thousands of Liberian dollars unless otherwise stated)

Amendments to IAS 1 Presentation of Financial Statements—Non-current Liabilities with Covenants

The amendments specify that only covenants that an entity is required to comply with on or before the end of the reporting period affect the entity's right to defer settlement of a liability for at least twelve months after the reporting date (and therefore must be considered in assessing the classification of the liability as current or noncurrent).

Such covenants affect whether the right exists at the end of the reporting period, even if compliance with the covenant is assessed only after the reporting date (e.g. a covenant based on the entity's financial position at the reporting date that is assessed for compliance only after the reporting date).

The IASB also specifies that the right to defer settlement of a liability for at least twelve months after the reporting date is not affected if an entity only has to comply with a covenant after the reporting period. However, if the entity's right to defer settlement of a liability is subject to the entity complying with covenants within twelve months after the reporting period, an entity discloses information that enables users of financial statements to understand the risk of the liabilities becoming repayable within twelve months after the reporting period. This would include information about the covenants (including the nature of the covenants and when the entity is required to comply with them), the carrying amount of related liabilities and facts and circumstances, if any, that indicate that the entity may have difficulties complying with the covenants.

The amendments are applied retrospectively for annual reporting periods beginning on or after 1 January 2024. Earlier application of the amendments is permitted. If an entity applies the amendments for an earlier period, it is also required to apply the 2020 amendments early. The directors of the parent company anticipate that the application of these amendments may have an impact on the group's consolidated financial statements in future periods.

Amendments to IAS 7 Statement of Cash Flows and IFRS 7 Financial Instruments: Disclosures—Supplier Finance Arrangements

The amendments add a disclosure objective to IAS 7 stating that an entity is required to disclose information about its supplier finance arrangements that enables users of financial statements to assess the effects of those arrangements on the entity's liabilities and cash flows. In addition, IFRS 7 was amended to add supplier finance arrangements as an example within the requirements to disclose information about an entity's exposure to concentration of liquidity risk.

The term 'supplier finance arrangements' is not defined. Instead, the amendments describe the characteristics of an arrangement for which an entity would be required to provide the information.

To meet the disclosure objective, an entity will be required to disclose in aggregate for its supplier finance arrangements:

- The terms and conditions of the arrangements
- The carrying amount, and associated line items presented in the entity's statement of financial position, of the liabilities that are part of the arrangements
- The carrying amount, and associated line items for which the suppliers have already received payment from the finance providers
- Ranges of payment due dates for both those financial liabilities that are part of a supplier finance arrangement and comparable trade payables that are not part of a supplier finance arrangement
- Liquidity risk information.

NOTES TO THE FINANCIAL STATEMENTS

(All amounts are expressed in thousands of Liberian dollars unless otherwise stated)

Amendments to IAS 7 Statement of Cash Flows and IFRS 7 Financial Instruments: Disclosures—Supplier Finance Arrangements (continued)

The amendments, which contain specific transition reliefs for the first annual reporting period in which an entity applies the amendments, are applicable for annual reporting periods beginning on or after 1 January 2024. Earlier application is permitted.

Amendment to IFRS 16 Leases—Lease Liability in a Sale and Leaseback

The amendments to IFRS 16 add subsequent measurement requirements for sale and leaseback transactions that satisfy the requirements in IFRS 15 to be accounted for as a sale. The amendments require the seller-lessee to determine 'lease payments' or 'revised lease payments' such that the seller-lessee does not recognize a gain or loss that relates to the right of use retained by the seller-lessee, after the commencement date.

The amendments do not affect the gain or loss recognized by the seller-lessee relating to the partial or full termination of a lease. Without these new requirements, a seller-lessee may have recognized a gain on the right of use it retains solely because of a remeasurement of the lease liability (for example, following a lease modification or change in the lease term) applying the general requirements in IFRS 16. This could have been particularly the case in a leaseback that includes variable lease payments that do not depend on an index or rate.

As part of the amendments, the IASB amended an Illustrative Example in IFRS 16 and added a new example to illustrate the subsequent measurement of a right-of-use asset and lease liability in a sale and leaseback transaction with variable lease payments that do not depend on an index or rate. The illustrative examples also clarify that the liability, that arises from a sale and leaseback transaction that qualifies as a sale applying IFRS 15, is a lease liability.

The amendments are effective for annual reporting periods beginning on or after 1 January 2024. Earlier application is permitted. If a seller-lessee applies the amendments for an earlier period, it is required to disclose that fact. A seller-lessee applies the amendments retrospectively in accordance with IAS 8 to sale and leaseback transactions entered into after the date of initial application, which is defined as the beginning of the annual reporting period in which the entity first applied IFRS 16.

4. Financial risk management

The Central Bank's activities are exposed to financial risks. The Central Bank's aim is therefore to achieve an appropriate balance between risk and reward intended to minimize potential adverse effects on the Central Bank's financial performance, considering its role in policy-oriented activities. The Central Bank's risk management policies are designed to identify and analyze these risks, to set appropriate risk limits and controls, and to monitor the risks and adherence to limits by means of reliable and up-to-date information systems. The most important types of risks are concentration risk, credit risk, liquidity risk, operational risk, and market risk. Market risks include foreign exchange risk and interest rate risk.

4.1 Concentration Risk

The Bank potential exposure to financial loss due to a single counterparty, sector, or geographic region contribute to concentration risk. Diversification across multiple borrowers helps mitigate this risk.

The Bank counterparty and sector concentration risk of its financial asset as at December 31, 2023 was as follow:

CENTRAL BANK OF LIBERIA
AUDITED FINANCIAL STATEMENTS
FOR THE YEAR ENDED 31 DECEMBER 2023

NOTES TO THE FINANCIAL STATEMENTS

(All amounts are expressed in thousands of Liberian dollars unless otherwise stated)

4 Financial risk management (continued)

4.1 Concentration Risk (continued)

| Assets as at December 31, 2023 | Foreign Bank Notes | Foreign Central Bank | Foreign Commercial Banks | Local Commercial banks | Government of Liberia | International Monetary Fund | Others | Total |
|---|--------------------|----------------------|--------------------------|------------------------|-----------------------|-----------------------------|------------------|--------------------|
| Cash and balances with central banks | 13,000,782 | 24,289,414 | - | - | - | - | - | 37,290,196 |
| Cash and balances with commercial banks | - | 2,148,140 | 2,506,731 | 37,686 | - | - | - | 4,692,557 |
| Loans and advances to commercial banks | - | - | - | 4,036,305 | - | - | - | 4,036,305 |
| Loans and advances to Government of Liberia | - | - | - | - | 134,643,362 | - | - | 134,643,362 |
| Investment securities | - | 2,708,522 | 3,415,070 | - | 550 | - | - | 6,124,142 |
| Deposits with International Monetary Fund | - | - | - | - | - | 131,644,288 | - | 131,644,288 |
| Staff loans | - | - | - | - | - | - | 717,557 | 717,557 |
| Other assets | - | - | - | - | - | - | 647,795 | 647,795 |
| Total | 13,000,782 | 29,146,076 | 5,921,801 | 4,073,991 | 134,643,912 | 131,644,288 | 1,365,352 | 319,796,202 |
| Assets as at December 31, 2022 | | | | | | | | |
| Cash and balances with central banks | 24,401,028 | 15,945,503 | - | - | - | - | - | 40,346,531 |
| Cash and balances with commercial banks | - | 1,673,834 | 11,817 | 36,906 | - | - | - | 1,722,557 |
| Loans and advances to commercial banks | - | - | - | 2,927,309 | - | - | - | 2,927,309 |
| Loans and advances to Government of Liberia | - | - | - | - | 101,147,085 | - | - | 101,147,085 |
| Investment securities | - | - | 2,587,794 | - | 528 | - | - | 2,588,322 |
| Deposits with International Monetary Fund | - | - | - | - | - | 116,352,210 | - | 116,352,210 |
| Staff loans | - | - | - | - | - | - | 552,220 | 552,220 |
| Other assets | - | - | - | - | - | - | 1,545,762 | 1,545,762 |
| Total | 24,401,028 | 17,619,337 | 2,599,611 | 2,964,215 | 101,147,613 | 116,352,210 | 2,097,982 | 267,181,996 |

CENTRAL BANK OF LIBERIA
AUDITED FINANCIAL STATEMENTS
FOR THE YEAR ENDED 31 DECEMBER 2023

NOTES TO THE FINANCIAL STATEMENTS

(All amounts are expressed in thousands of Liberian dollars unless otherwise stated)

4 Financial risk management (continued)

4.1 Concentration Risk (continued)

4.1 Geographical Risk

The Bank's geographical concentration risk of its financial assets and liabilities as at December 31, 2023 was as follows:

| | United States of America | | | | | Africa | Kingdom | Switzerland | Liberia | Total |
|---|--------------------------|-------------------|------------------|------------------|--------------------|----------|----------|--------------------|--------------------|-------|
| Assets as at December 31, 2023 | | | | | | | | | | |
| Cash and balances with central banks | 24,289,414 | - | - | - | - | - | - | 13,000,782 | 37,290,196 | |
| Cash and balances with commercial banks | - | 94,250 | 2,412,481 | 2,148,140 | 37,686 | - | - | 4,692,557 | 4,692,557 | |
| Loans and advances to commercial bank | - | - | - | - | 4,036,305 | - | - | 4,036,305 | 4,036,305 | |
| Loans and advances to Government of Liberia | - | - | - | - | 134,643,363 | - | - | 134,643,363 | 134,643,363 | |
| Investment securities | 2,838,482 | 1,142,240 | 2,142,870 | - | 550 | - | - | 6,124,142 | 6,124,142 | |
| Deposits with International Monetary Fund | 131,644,288 | - | - | - | - | - | - | 131,644,288 | 131,644,288 | |
| Staff loans | - | - | - | - | - | - | - | 717,557 | 717,557 | |
| Other assets | - | - | - | - | - | - | - | 647,795 | 647,795 | |
| Total | 158,772,184 | 1,236,490 | 4,555,351 | 2,148,140 | 153,084,038 | - | - | 153,084,038 | 319,796,203 | |
| Liabilities as at December 31, 2023 | | | | | | | | | | |
| Currency in circulation | - | - | - | - | 31,384,318 | - | - | - | 31,384,318 | |
| Deposits from commercial banks & forex bureau | - | - | - | - | 35,772,743 | - | - | - | 35,772,743 | |
| Deposits of GOL and agencies | - | - | - | - | 10,127,282 | - | - | - | 10,127,282 | |
| Amounts due to International Monetary Fund | 194,860,457 | 1,482,571 | 3,116 | 455,704 | 7,360,595 | - | - | - | 194,860,457 | |
| Other liabilities | - | - | - | - | 7,702,335 | - | - | - | 7,702,335 | |
| Market Instrument | - | - | - | - | 24,817,564 | - | - | - | 24,817,564 | |
| Guarantee and other commitments | - | 13,360,919 | - | - | - | - | - | - | 13,360,919 | |
| Total | 194,860,457 | 14,843,490 | 3,116 | 455,704 | 117,164,837 | - | - | 117,164,837 | 327,327,604 | |

CENTRAL BANK OF LIBERIA
AUDITED FINANCIAL STATEMENTS
FOR THE YEAR ENDED 31 DECEMBER 2023

NOTES TO THE FINANCIAL STATEMENTS

(All amounts are expressed in thousands of Liberian dollars unless otherwise stated)

4 Financial risk management (continued)

4.1 Concentration Risk (continued)

4.1 Geographical Risk (continued)

| | United States of America | Africa | United Kingdom | Switzerland | Liberia | Total |
|---|-----------------------------|------------------|-------------------|------------------|--------------------|--------------------|
| Assets as at December 31, 2022 | | | | | | |
| Cash and balances with central banks | 15,945,503 | - | - | - | 24,401,028 | 40,346,531 |
| Cash and balances with commercial banks | - | - | 11,817 | 1,673,834 | 36,906 | 1,722,557 |
| Loans and advances to commercial bank | - | - | - | - | 2,927,309 | 2,927,309 |
| Loans and advances to Government of Liberia | - | - | - | - | 101,147,085 | 101,147,085 |
| Investment securities | - | 920,145 | 1,667,649 | - | 528 | 2,588,322 |
| Deposits with International Monetary Fund | 116,352,210 | - | - | - | - | 116,352,210 |
| Staff loans | - | - | - | - | 552,220 | 552,220 |
| Other assets | - | - | - | - | 1,545,762 | 1,545,762 |
| Total | 132,297,713 | 920,145 | 1,679,466 | 1,673,834 | 130,610,838 | 267,181,996 |
| Liabilities as at December 31, 2022 | | | | | | |
| Currency in circulation | - | - | - | - | 26,175,484 | 26,175,484 |
| Deposits from commercial banks & forex bureau | - | - | - | - | 22,862,364 | 22,862,364 |
| Deposits of GOL and agencies | - | - | - | - | 18,054,662 | 18,054,662 |
| Amounts due to International Monetary Fund | 168,513,092 | - | - | - | - | 168,513,092 |
| Other liabilities | - | 1,205,280 | 2,554 | 373,487 | 7,053,391 | 8,634,712 |
| Market Instrument | - | - | - | - | 6,539,318 | 6,539,318 |
| Guarantee and other commitments | - | 7,724,580 | - | - | 19,413,076 | 27,137,656 |
| Total | 168,513,092 | 8,929,860 | 2,554 | 373,487 | 100,098,295 | 277,917,288 |

CENTRAL BANK OF LIBERIA
AUDITED FINANCIAL STATEMENTS
FOR THE YEAR ENDED 31 DECEMBER 2023

NOTES TO THE FINANCIAL STATEMENTS

(All amounts are expressed in thousands of Liberian dollars unless otherwise stated)

4 Financial risk management (continued)
4.2. Credit risk

The Bank takes on exposure to credit risk, which is the risk that a counterparty will cause a financial loss to the Bank by failing to discharge an obligation. Credit risk arises from loans and advances, cash and cash equivalents and deposits with banks and financial institutions, staff loans and other receivables. The Bank is also exposed to other credit risks arising from investment securities. Exposure to the risk of loss of credit arises principally in lending activities.

4.2.1. Credit quality analysis

The Bank is exposed to credit risk presented in the table below according to the asset's classification. The classification according to external credit rating is done based on credit ratings published by Fitch. If there is a difference in rating, the lowest rating is used.

| | 2023 | | | 2022 | | | | |
|--|-------------------|----------|----------|-------------------|-------------------|----------|----------|-------------------|
| | Stage 1 | Stage 2 | Stage 3 | Total | Stage 1 | Stage 2 | Stage 3 | Total |
| Cash and balances with central banks | | | | | | | | |
| Not Rated | 13,000,782 | - | - | 13,000,782 | 24,401,028 | - | - | 24,401,028 |
| AAA | 24,289,414 | - | - | 24,289,414 | 15,945,503 | - | - | 15,945,503 |
| Gross Carrying amount | 37,290,196 | - | - | 37,290,196 | 40,346,531 | - | - | 40,346,531 |
| Less: allowance for impairment | - | - | - | - | - | - | - | - |
| Net carrying amount | 37,290,196 | - | - | 37,290,196 | 40,346,531 | - | - | 40,346,531 |
| Cash and balances with commercial banks | | | | | | | | |
| Not Rated | 2,185,826 | - | - | 2,185,826 | 1,710,740 | - | - | 1,710,740 |
| BB | 2,412,481 | - | - | 2,412,481 | 11,817 | - | - | 11,817 |
| BBB | 94,250 | - | - | 94,250 | - | - | - | - |
| Gross carrying amount | 4,692,557 | - | - | 4,692,557 | 1,722,557 | - | - | 1,722,557 |
| Less: allowance for impairment | - | - | - | - | - | - | - | - |
| Net carrying amount | 4,692,557 | - | - | 4,692,557 | 1,722,557 | - | - | 1,722,557 |

CENTRAL BANK OF LIBERIA
AUDITED FINANCIAL STATEMENTS
FOR THE YEAR ENDED 31 DECEMBER 2023

NOTES TO THE FINANCIAL STATEMENTS

(All amounts are expressed in thousands of Liberian dollars unless otherwise stated)

4 Financial risk management (continued)

4.2.1 Credit quality analysis (continued)

| | 2023 | | | | 2022 | | | |
|--|--------------------|------------------|----------|--------------------|--------------------|----------------|----------|--------------------|
| | Stage 1 | Stage 2 | Stage 3 | Total | Stage 1 | Stage 2 | Stage 3 | Total |
| Loans and advances to commercial banks | | | | | | | | |
| Not Rated | 2,222,940 | 1,989,355 | - | 4,212,295 | 2,803,377 | 187,278 | - | 2,990,655 |
| Gross carrying amount | 2,222,940 | 1,989,355 | - | 4,212,295 | 2,803,377 | 187,278 | - | 2,990,655 |
| Less: allowance for impairment | (5,527) | (170,463) | - | (175,990) | (63,332) | (14) | - | (63,346) |
| Net carrying amount | 2,217,413 | 1,818,892 | - | 4,036,305 | 2,740,045 | 187,264 | - | 2,927,309 |
| Loans and advances to Government of Liberia | | | | | | | | |
| CCC+ | 139,698,996 | - | - | 139,698,996 | 101,547,535 | - | - | 101,547,535 |
| Gross carrying amount | 139,698,996 | - | - | 139,698,996 | 101,547,535 | - | - | 101,547,535 |
| Less: allowance for impairment | (5,055,634) | - | - | (5,055,634) | (400,450) | - | - | (400,450) |
| Net carrying amount | 134,643,362 | - | - | 134,643,362 | 101,147,085 | - | - | 101,147,085 |
| Investment securities | | | | | | | | |
| AAA | 2,708,522 | - | - | 2,708,522 | - | - | - | - |
| BB | 2,273,483 | - | - | 2,273,483 | 1,676,241 | - | - | 1,676,241 |
| BBB | 1,143,005 | - | - | 1,143,005 | - | - | - | - |
| BBB- | - | - | - | - | 920,324 | - | - | 920,324 |
| CCC- | - | 556 | - | 556 | 556 | - | - | 556 |
| Gross carrying amount | 6,125,010 | 556 | - | 6,125,566 | 2,597,121 | - | - | 2,597,121 |
| Less: allowance for impairment | (1,418) | (6) | - | (1,424) | (8,799) | - | - | (8,799) |
| Net carrying amount | 6,123,592 | 550 | - | 6,124,142 | 2,588,322 | - | - | 2,588,322 |

CENTRAL BANK OF LIBERIA
AUDITED FINANCIAL STATEMENTS
FOR THE YEAR ENDED 31 DECEMBER 2023

NOTES TO THE FINANCIAL STATEMENTS

(All amounts are expressed in thousands of Liberian dollars unless otherwise stated)

4 Financial risk management (continued)

4.2.1 Credit quality analysis (continued)

| Fund | 2023 | | | 2022 | | | | |
|---|--------------------|----------|-----------|--------------------|--------------------|----------|----------|--------------------|
| | Stage 1 | Stage 2 | Stage 3 | Total | Stage 1 | Stage 2 | Stage 3 | Total |
| Deposit with International Monetary Fund | | | | | | | | |
| AAA | 131,645,005 | - | - | 131,645,005 | 116,352,793 | - | - | 116,352,793 |
| Gross carrying amount | 131,645,005 | - | - | 131,645,005 | 116,352,793 | - | - | 116,352,793 |
| Less: allowance for impairment | (717) | - | - | (717) | (583) | - | - | (583) |
| Net carrying amount | 131,644,288 | - | - | 131,644,288 | 116,352,210 | - | - | 116,352,210 |
| Loans and advances to staff | | | | | | | | |
| Not Rated | 755,445 | - | 134,342 | 889,787 | 710,266 | - | - | 710,266 |
| Gross carrying amount | 755,445 | - | 134,342 | 889,787 | 710,266 | - | - | 710,266 |
| Less: allowance for impairment | (37,888) | - | (134,342) | (172,230) | (158,046) | - | - | (158,046) |
| Net carrying amount | 717,557 | - | - | 717,557 | 552,220 | - | - | 552,220 |
| Other assets | | | | | | | | |
| Not Rated | 647,795 | - | - | 647,795 | 1,547,762 | - | - | 1,547,762 |
| Gross carrying amount | 647,795 | - | - | 647,795 | 1,547,762 | - | - | 1,547,762 |
| Less: allowance for impairment | - | - | - | - | - | - | - | - |
| Net carrying amount | 647,795 | - | - | 647,795 | 1,547,762 | - | - | 1,547,762 |
| Financial guarantee | | | | | | | | |
| CCC+ | 38,178,483 | - | - | 38,178,483 | 27,137,656 | - | - | 27,137,656 |
| Gross carrying amount | 38,178,483 | - | - | 38,178,483 | 27,137,656 | - | - | 27,137,656 |
| Less: allowance for impairment | (1,900,830) | - | - | (1,900,830) | (649,794) | - | - | (649,794) |
| Net carrying amount | 36,277,653 | - | - | 36,277,653 | 26,487,862 | - | - | 26,487,862 |

NOTES TO THE FINANCIAL STATEMENTS

(All amounts are expressed in thousands of Liberian dollars unless otherwise stated)

4.2.2. Credit risk measurement

Loans and advances

In measuring credit risk related to loans and advances to GOL and commercial banks at a counterparty level, the Bank considers the 'probability of default' by the GOL or counterparty on its contractual obligations. Exposure at default is based on the amount the Bank expects to be owed at the time of default.

Balance with central banks and operating banks

For banks and financial institutions, only reputable financial institutions are accepted based on the Bank's internal policy. The treasury department manages the credit risk exposure by assessing the counterparties' performances.

Investment securities

Investments are held with the Government of Liberia, Crown Agent, Federal Reserve Bank of New York, and Africa Export-Import Bank. The treasury department manages the credit risk exposure by assessing the counterparties' performance.

Other assets

For accounts receivable, the Finance Department assesses the credit worthiness of potential customers, taking into account its financial position, past experience and other factors. The bank does not grade the credit quality of receivables.

4.2.3. Impairment and provisioning policy

A financial asset is 'credit-impaired' when one or more events that have a detrimental impact on the estimated future cash flows of the financial asset have occurred.

Evidence that a financial asset is credit-impaired includes the following observable data:

- significant financial difficulty of the borrower or issuer;
- a breach of contract such as a default or past due event;
- the restructuring of a loan or advance by the Bank on terms that the Bank would not consider otherwise; or
- it is becoming probable that the borrower will enter bankruptcy or other financial reorganization.

NOTES TO THE FINANCIAL STATEMENTS

(All amounts are expressed in thousands of Liberian dollars unless otherwise stated)

4.2.4. Maximum exposure to credit risk before collateral held or other credit enhancements

Credit risk exposures relating to financial assets were as follows:

Table 5.1

| | | 2023 | % | 2022 | % |
|---|-------|--------------------|---------------------------|--------------------|---------------------------|
| | Group | | of financial assets | | of financial assets |
| Cash and balances with central banks | I | 37,290,196 | 11.66 | 40,346,531 | 15.13 |
| Cash and balances with commercial banks | I | 4,692,557 | 1.46 | 1,722,557 | 0.65 |
| Loans and advances to operating banks | I | 2,222,940 | 0.70 | 2,740,031 | 1.03 |
| Investment security | I | 6,124,142 | 1.92 | 2,588,322 | 0.97 |
| Due from IMF | I | 131,644,288 | 41.17 | 116,352,210 | 43.67 |
| Staff loans | I | 583,215 | 0.18 | 431,921 | 0.16 |
| Other assets | I | 647,795 | 0.20 | 1,545,762 | 0.58 |
| Loan and advances to GOL | I | 134,643,362 | 42.10 | 100,432,920 | 37.69 |
| Loans and advances to operating banks | II | 1,813,365 | 0.57 | 187,278 | 0.07 |
| Staff loans | II | 134,342 | 0.04 | 104,762 | 0.04 |
| | | 319,796,202 | 100 | 266,452,294 | 100 |
| Financial guarantee contracts | I | 38,178,483 | | 27,137,656 | |
| At 31 December | | 357,974,685 | | 293,589,950 | |

| Category | 2023 | 2022 |
|--------------|--------------------|--------------------|
| Group I | 356,026,978 | 293,297,910 |
| Group II | 1,947,707 | 292,040 |
| Total | 357,974,685 | 293,589,950 |

Group I

These are existing customers whose balances are neither past due nor impaired. Counterparties in this group include other central banks, commercial banks, and some staff loan.

Group II

These are existing customers with some balances past due and individually impaired. This group is mainly composed of loans and advances to the Government of Liberia loans and advances to some Operating Banks, and some staff loans.

The above table 5.1 represents a worst-case scenario of credit risk exposure to the Bank at December 31, 2023 and December 31, 2022 without taking account of any collateral held or other credit enhancements attached. The exposures set out above are based on carrying amounts as reported in the statement of financial position.

Management is confident in its ability to continue and to minimize the losses arising from its exposure to credit risk resulting from loans and advances to the GOL.

CENTRAL BANK OF LIBERIA
AUDITED FINANCIAL STATEMENTS
FOR THE YEAR ENDED 31 DECEMBER 2023

NOTES TO THE FINANCIAL STATEMENTS

(All amounts are expressed in thousands of Liberian dollars unless otherwise stated)

4.2.4 Maximum exposure to credit risk before collateral held or other credit enhancements (continued)

Analysis of credit quality

The following table sets out information about the credit quality of financial assets measured at amortised cost. Unless specifically indicated, for financial assets, the amounts in the table represent gross carrying amounts. For financial guaranteed contracts, the amounts in the table represent the amounts committed or guaranteed, respectively.

| | 2023 | | | 2022 | | | | |
|---|--------------------|------------------|-----------|--------------------|--------------------|---------|--------------|--------------------|
| | Stage 1 | Stage 2 | Stage 3 | Total | Stage 1 | Stage 2 | Stage 3 | Total |
| Loans and advances to GOL | | | | | | | | |
| Group I | 139,698,996 | - | - | 139,698,996 | 101,547,535 | - | - | 101,547,535 |
| Group II | - | - | - | - | - | - | - | - |
| Gross | 139,698,996 | - | - | 139,698,996 | 101,547,535 | - | - | 101,547,535 |
| Less: allowance for impairment | (5,055,634) | - | - | (5,055,634) | (1,114,615) | - | - | (1,114,615) |
| Carrying amount | 134,643,362 | - | - | 134,643,362 | 100,432,920 | - | - | 100,432,920 |
| Loans and advances to staff | | | | | | | | |
| Group I | 755,445 | - | - | 755,445 | 605,504 | - | - | 605,504 |
| Group II | - | - | 134,342 | 134,342 | - | - | 104,762 | 104,762 |
| Gross | 755,445 | - | 134,342 | 889,787 | 605,504 | - | 104,762 | 710,266 |
| Less: allowance for impairment | (37,888) | - | (134,342) | (172,230) | (173,583) | - | (103,746) | (277,329) |
| Carrying amount | 717,557 | - | - | 717,557 | 431,921 | - | 1,016 | 432,937 |
| Balances with Central bank and commercial bank | | | | | | | | |
| Group I | 41,982,753 | - | - | 41,982,753 | 42,069,088 | - | - | 42,069,088 |
| Group II | - | - | - | - | - | - | - | - |
| Gross | 41,982,753 | - | - | 41,982,753 | 42,069,088 | - | - | 42,069,088 |
| Less: allowance for impairment | - | - | - | - | - | - | - | - |
| Carrying amount | 41,982,753 | - | - | 41,982,753 | 42,069,088 | - | - | 42,069,088 |
| Loans and advances to operating banks | | | | | | | | |
| Group I | 2,222,940 | - | - | 2,222,940 | 2,990,654 | - | - | 2,990,654 |
| Group II | - | 1,989,355 | - | 1,989,355 | - | - | - | - |
| Gross | 2,222,940 | 1,989,355 | - | 4,212,295 | 2,990,654 | - | - | 2,990,654 |
| Less: allowance for impairment | (5,527) | (170,463) | - | (175,990) | (63,345) | - | - | (63,345) |
| Carrying amount | 2,217,413 | 1,818,892 | - | 4,036,305 | 2,927,309 | - | - | 2,927,309 |

CENTRAL BANK OF LIBERIA
AUDITED FINANCIAL STATEMENTS
FOR THE YEAR ENDED 31 DECEMBER 2023

NOTES TO THE FINANCIAL STATEMENTS

(All amounts are expressed in thousands of Liberian dollars unless otherwise stated)

4.2.4 Maximum exposure to credit risk before collateral held or other credit enhancements (continued)

| | 2023 | 2022 |
|--------------------------------|--------------------|--------------------|
| Other assets | | |
| Group I | 647,795 | 1,545,762 |
| Group II | - | - |
| Gross | 647,795 | 1,545,762 |
| Less: allowance for impairment | - | - |
| Carrying amount | 647,795 | 1,545,762 |
| Deposit with IMF | | |
| Group I | 131,645,005 | 116,352,793 |
| Group II | - | - |
| Gross | 131,645,005 | 116,352,793 |
| Less: allowance for impairment | (717) | (583) |
| Carrying amount | 131,644,288 | 116,352,210 |
| Investment Securities | | |
| Group I | 6,125,565 | 2,597,121 |
| Group II | - | - |
| Gross | 6,125,565 | 2,597,121 |
| Less: allowance for impairment | (1,423) | (8,799) |
| Carrying amount | 6,124,142 | 2,588,322 |
| Financial guarantee | | |
| Group I | 38,178,483 | 27,137,656 |
| Group II | - | - |
| Gross | 38,178,483 | 27,137,656 |
| Loss allowance | (1,900,830) | (649,794) |
| Carrying amount | 36,277,653 | 26,487,862 |

CENTRAL BANK OF LIBERIA
AUDITED FINANCIAL STATEMENTS
FOR THE YEAR ENDED 31 DECEMBER 2023

NOTES TO THE FINANCIAL STATEMENTS

(All amounts are expressed in thousands of Liberian dollars unless otherwise stated)

4.2.5. Analysis of financial assets

The table below shows the gross balances of financial assets analyzed by type and performance less impairment:

December 31, 2023

| | Loans and advances to GOL | Loans and advances to staff | Balances with Central bank & Commercial banks | Loans and advances to operating banks | Investment securities | Deposit with IMF | Other assets | Total |
|--------------------------------|---------------------------|-----------------------------|---|---------------------------------------|-----------------------|--------------------|----------------|--------------------|
| Neither past due nor impaired | 139,698,996 | 755,445 | 41,982,753 | 4,212,295 | 3,416,488 | 131,645,005 | 647,795 | 322,358,777 |
| Individually Impaired | - | 134,342 | - | - | - | - | - | 134,342 |
| Gross | 139,698,996 | 889,787 | 41,982,753 | 4,212,295 | 3,416,488 | 131,645,005 | 647,795 | 322,493,119 |
| Less: allowance for impairment | (5,055,634) | (172,230) | - | (175,990) | (1,423) | (717) | - | (5,405,994) |
| Carrying value | 134,643,362 | 717,557 | 41,982,753 | 4,036,305 | 3,415,065 | 131,644,288 | 647,795 | 317,087,125 |

December 31, 2022

| | | | | | | | | |
|--------------------------------|--------------------|----------------|-------------------|------------------|------------------|--------------------|------------------|--------------------|
| Neither past due nor impaired | 101,547,535 | 605,504 | 42,069,088 | 2,990,655 | 2,597,121 | 116,352,793 | 1,545,762 | 267,708,458 |
| Individually impaired | - | 104,762 | - | - | - | - | - | 104,762 |
| Gross value | 101,547,535 | 710,266 | 42,069,088 | 2,990,655 | 2,597,121 | 116,352,793 | 1,545,762 | 267,813,220 |
| Less: allowance for impairment | (1,114,615) | (158,046) | - | (63,346) | (8,799) | (583) | - | (1,345,389) |
| Carrying value | 100,432,920 | 552,220 | 42,069,088 | 2,927,309 | 2,588,322 | 116,352,210 | 1,545,762 | 266,467,831 |

NOTES TO THE FINANCIAL STATEMENTS

(All amounts are expressed in thousands of Liberian dollars unless otherwise stated)

(a) Assets individually impaired

The individually impaired assets before taking into consideration the cash flows from collateral held have been disclosed in the table below:

| | 2023 | 2022 |
|-----------------------------|----------------|----------------|
| Loans and advances to staff | 134,342 | 104,762 |
| | 134,342 | 104,762 |

(b) Collateral held and other credit enhancements, and their financial effect

The Bank holds collateral and other credit enhancements against certain types of its credit exposures. The table below sets out the principal types of collateral held against different types of financial assets.

| Type of exposure | Percentage of exposure that is subject to collateral requirement | | Principal type of collateral held |
|--|--|------|---|
| | 2023 | 2022 | |
| Loan and advances to commercial banks | 17.32% | 17% | Treasury bills |
| Loan and advances to non-bank financial institutions | 0% | 0% | |
| Loan and advances to Government of Liberia | 0% | 0% | |
| Staff loans | 100% | 100% | Legal mortgage over residential property; charge over vehicle; provident fund |

Collateral on impaired exposures

The Bank employs a range of policies and practices to mitigate credit risk. The most traditional of these is taking of security for funds advanced to operating banks in Liberia as well as funds advanced to individual staff of the bank. In the case of operating banks collateral is not normally held for loans and advances, except when securities are held as part of reverse repurchase and securities borrowing activity, such as demanding treasury bills as collateral for Emergency Liquidity Assistance (ELA). When funds are advanced to individual staff of the Central Bank of Liberia, the Bank uses the provident fund of the individual staff or legal mortgage over residential property, and or charge over vehicle as collateral. Collateral is not usually held against investment securities, loans and advances to Government of Liberia and loans and advances to non-bank financial institutions and no such collateral were held at 31 December 2023.

NOTES TO THE FINANCIAL STATEMENTS

(All amounts are expressed in thousands of Liberian dollars unless otherwise stated)

The Central Bank of Liberia closely monitors collateral held for financial assets considered to be credit-impaired, as it becomes more likely that the bank will take possession of collateral to mitigate potential credit losses. Financial assets that are credit impaired and the related collateral in order to mitigate potential losses are shown below:

| | Gross exposure | Impairment allowance | Carrying amount | Fair value of collateral held |
|---------------------------------------|----------------|----------------------|-----------------|-------------------------------|
| 2023 | | | | |
| Individually impaired | | | | |
| Staff loans | 134,342 | 134,342 | - | - |
| Past due but not impaired | - | - | - | - |
| Staff loans | - | - | - | - |
| Loans and advances to operating banks | - | - | - | - |
| | 134,342 | 134,342 | - | - |
| 2022 | | | | |
| Individually impaired | | | | |
| Staff loans | 104,762 | 103,746 | 1,016 | - |
| Past due but not impaired | | | | |
| Loans and advances to operating banks | - | - | - | - |
| Staff loans | - | - | - | - |
| | 104,762 | 103,746 | 1,016 | - |

(c) Loans and advances renegotiated

Restructuring activities include extended payment arrangements, approved external management plans, modification and deferral of payments. Restructuring policies and practices are based on indicators or criteria which, in the judgement of management, indicate payment will most likely continue.

(d) Repossessed collateral

No collateral was repossessed by the bank in the year (2022: Nil).

(e) Amounts arising from ECL

Inputs, assumptions and techniques used for estimating impairment

Significant increase in credit risk

When determining whether the risk of default on a financial instrument has increased significantly since initial recognition, the Bank considers reasonable and supportable information that is relevant and available without undue cost or effort. This includes both quantitative and qualitative information and analysis, based on the Bank's historical experience and expert credit assessment and including forward-looking information.

The objective of the assessment is to identify whether a significant increase in credit risk has occurred for an exposure by comparing:

- the remaining lifetime probability of default (PD) as at the reporting date; with
- the remaining lifetime PD for this point in time that was estimated at the time of initial recognition of the exposure (adjusted where relevant for changes in prepayment expectations).

NOTES TO THE FINANCIAL STATEMENTS

(All amounts are expressed in thousands of Liberian dollars unless otherwise stated)

The Bank uses three criteria for determining whether there has been a significant increase in credit risk:

- quantitative test based on movement in probability of default (PD);
- qualitative indicators; and
- a backstop of 30 days past due.

Generating the term structure of PD

The Bank employs statistical models to analyze the data collected and generate estimates of the remaining lifetime PD of exposures and how these are expected to change as a result of the passage of time.

Determining whether credit risk has increased significantly

The Bank assesses whether credit risk has increased significantly since initial recognition at each reporting date. Determining whether an increase in credit risk is significant depends on the characteristics of the financial instrument and the borrower. What is considered significant differs for different types of lending.

As a general indicator, credit risk of a particular exposure is deemed to have increased significantly since initial recognition if, based the facility is past due by 30 days.

The credit risk may also be deemed to have increased significantly since initial recognition based on qualitative factors linked to the Bank's credit risk management processes that may not otherwise be fully reflected in its quantitative analysis on a timely basis. As a backstop, the Bank considers that a significant increase in credit risk occurs no later than when an asset is more than 30 days past due. Days past due are determined by counting the number of days from the earliest elapsed due date in respect of which full payment has not been received. Due dates are determined without considering any grace period that might be available to the borrower.

If there is evidence that there is no longer a significant increase in credit risk relative to initial recognition, then the loss allowance on an instrument return to being measured as 12-month ECL. Some qualitative indicators of an increase in credit risk, such as delinquency or forbearance, may be indicative of an increased risk of default that persists after the indicator itself has ceased to exist. In these cases, the Bank determines a probation period during which the financial asset is required to demonstrate good behavior to provide evidence that its credit risk has declined sufficiently. When contractual terms of a loan have been modified, evidence that the criteria for recognizing lifetime ECL are no longer met includes a history of up-to-date payment performance against the modified contractual terms.

The Bank monitors the effectiveness of the criteria used to identify significant increases in credit risk by regular reviews to confirm that:

- the criteria are capable of identifying significant increases in credit risk before an exposure is in default;
- the criteria do not align with the point in time when an asset becomes 30 days past due;
- the average time between the identification of a significant increase in credit risk and default appears reasonable; exposures are not generally transferred directly from 12-month ECL measurement to credit-impaired; and there is no unwarranted volatility in loss allowance from transfers between 12-month PD (Stage 1) and lifetime PD (Stage 2)

NOTES TO THE FINANCIAL STATEMENTS

(All amounts are expressed in thousands of Liberian dollars unless otherwise stated)

Definition of default

The Bank considers a financial asset to be in default when:

- the borrower is unlikely to pay its credit obligations to the Bank in full, without recourse by the Bank to actions such as realizing security (if any is held);
- the borrower is more than 90 days past due on any material credit obligation to the Bank; or
- it is becoming probable that the borrower will restructure the asset as a result of bankruptcy due to the borrower's inability to pay its credit obligations.

In assessing whether a borrower is in default, the Bank considers indicators that are:

qualitative: e.g. breaches of covenant;

quantitative: e.g. overdue status and non-payment on another obligation of the same issuer to the Bank; and based on data developed internally and obtained from external sources.

Inputs into the assessment of whether a financial instrument is in default and their significance may vary over time to reflect changes in circumstances.

Incorporation of forward-looking information

The Bank has identified and documented key drivers of credit risk and credit losses for each portfolio of financial instruments and, using an analysis of historical data, has estimated relationships between macro-economic variables and credit risk and credit losses. The key drivers for credit risk are GDP growth, CPI and Public debts.

Modified financial assets

The contractual terms of a loan may be modified for a number of reasons, including changing market conditions, customer retention and other factors not related to a current or potential credit deterioration of the customer. An existing loan whose terms have been modified may be derecognized and the renegotiated loan recognized as a new loan at fair value in accordance with the accounting policy.

When the terms of a financial asset are modified and the modification does not result in derecognition, the determination of whether the asset's credit risk has increased significantly reflects comparison of:

- its remaining lifetime PD at the reporting date based on the modified terms; with
- the remaining lifetime PD estimated based on data on initial recognition and the original contractual terms.

When modification results in derecognition, a new loan is recognized and allocated to Stage 1 (assuming it is not credit-impaired at that time).

The Bank renegotiates loans to commercial and non-banking financial institutions in financial difficulties to maximize collection opportunities and minimize the risk of default.

Generally, forbearance is a qualitative indicator of a significant increase in credit risk and an expectation of forbearance may constitute evidence that exposure is credit-impaired. A customer needs to demonstrate consistently good payment behavior over a period of time before the exposure is no longer considered to be credit-impaired/in default or the PD is considered to have decreased such that the loss allowance reverts to being measured at an amount equal to Stage 1

NOTES TO THE FINANCIAL STATEMENTS

(All amounts are expressed in thousands of Liberian dollars unless otherwise stated)

Measurement of ECL

The key inputs into the measurement of ECL are the term structure of the following variables:

- probability of default (PD);
- loss given default (LGD); and
- exposure at default (EAD).

ECL for exposures in Stage 1 is calculated by multiplying the 12-month PD by LGD and EAD. Lifetime ECL is calculated by multiplying the lifetime PD by LGD and EAD.

The methodology of estimating PDs is discussed above under the heading 'Generating the term structure of PD'.

LGD is the magnitude of the likely loss if there is a default. The Bank estimates LGD parameters based on the history of recovery rates of claims against defaulted counterparties. The LGD models consider the structure, collateral, seniority of the claim, counterparty industry and recovery costs of any collateral that is integral to the financial asset.

EAD represents the expected exposure in the event of a default. The Bank derives EAD from the current exposure to the counterparty and potential changes to the current amount allowed under the contract and arising from amortization. The EAD of a financial asset is its gross carrying amount at the time of default. For lending commitments, the EADs are potential future amounts that may be drawn under the contract, which are estimated based on historical observations and forward-looking forecasts. For financial guarantees, the EAD represents the amount of the guaranteed exposure when the financial guarantee becomes payable. For some financial assets, EAD is determined by modelling the range of possible exposure outcomes at various points in time using scenario and statistical techniques.

As described above, and subject to using a maximum of a 12-month PD for Stage 1 financial assets, the Bank measures ECL considering the risk of default over the maximum contractual period (including any borrower's extension options) over which it is exposed to credit risk, even if, for credit risk management purposes, the Bank considers a longer period. The maximum contractual period extends to the date at which the Bank has the right to require repayment of an advance or terminate a loan commitment or guarantee.

Amounts arising from expected credit losses (ECL)

The following tables show reconciliations from the opening to the closing balance of the loss allowance by class of financial instrument.

| | Stage 1 | Stage 2 | Stage 3 | Total |
|--|------------------|---------|---------|------------------|
| Loans and advances to Government of Liberia at amortised cost | | | | |
| 2023 | | | | |
| Balance at 1 January | 1,114,615 | - | - | 1,114,615 |
| Transfer to Stage 3 | - | - | - | - |
| Net remeasurement of loss allowance | 3,433,352 | - | - | 3,433,352 |
| De-recognition of financial asset | 200,529 | - | - | 200,529 |
| Translational difference | 307,138 | - | - | 307,138 |
| Balance at 31 December | 5,055,634 | - | - | 5,055,634 |

CENTRAL BANK OF LIBERIA
 AUDITED FINANCIAL STATEMENTS
 FOR THE YEAR ENDED 31 DECEMBER 2023

NOTES TO THE FINANCIAL STATEMENTS

(All amounts are expressed in thousands of Liberian dollars unless otherwise stated)

| | Stage 1 | Stage 2 | Stage 3 | Total |
|--|------------------|----------------|----------|------------------|
| Loans and advances to Government of Liberia at amortised cost | | | | |
| 2022 | | | | |
| Balance a 1 January | 771,211 | - | - | 771,211 |
| Net remeasurement of loss allowance | - | - | - | - |
| New financial assets originated or purchased | 277,696 | - | - | 277,696 |
| De-recognition of financial asset | - | - | - | - |
| Translational difference | 65,708 | - | - | 65,708 |
| Balance at 31 December | 1,114,615 | - | - | 1,114,615 |
| Loans and advances to operating banks at amortised cost | | | | |
| 2023 | | | | |
| Balance at 1 January | 63,345 | - | - | 63,345 |
| Transfer to Stage 2 | (147,422) | 147,422 | - | - |
| Net remeasurement of loss allowance | 91,054 | - | - | 91,054 |
| New financial assets introduced | 3,031 | 9,756 | - | 12,787 |
| Financial assets de-recognized | - | - | - | - |
| Translational difference | (4,481) | 13,285 | - | 8,804 |
| Balance at 31 December | 5,527 | 170,463 | - | 175,990 |
| 2022 | | | | |
| Balance at 1 January | 3,402 | 250,208 | - | 253,610 |
| Transfer to stage 3 | - | (250,208) | - | (250,208) |
| Net remeasurement of loss allowance | 192,101 | - | - | 192,101 |
| Translational difference | (132,158) | - | - | (132,158) |
| Balance at 31 December | 63,345 | - | - | 63,345 |

CENTRAL BANK OF LIBERIA
 AUDITED FINANCIAL STATEMENTS
 FOR THE YEAR ENDED 31 DECEMBER 2023

NOTES TO THE FINANCIAL STATEMENTS

(All amounts are expressed in thousands of Liberian dollars unless otherwise stated)

| | Stage 1 | Stage 2 | Stage 3 | Total |
|-------------------------------------|---------------|----------|----------------|----------------|
| Staff loans | | | | |
| 2023 | | | | |
| Balance at 1 January | 54,300 | - | 103,746 | 158,046 |
| Transfer to stage 3 | - | - | - | - |
| Net remeasurement of loss allowance | - | - | - | - |
| New financial assets originated | 32,213 | - | 114,218 | 146,431 |
| De-recognition of financial asset | (46,166) | - | (88,206) | (134,372) |
| Translational difference | (2,459) | - | 4,584 | 2,125 |
| Balance at 31 December | 37,888 | - | 134,342 | 172,230 |

Staff loans

2022

| | | | | |
|-------------------------------------|---------------|----------|----------------|----------------|
| Balance at 1 January | 20,254 | - | 96,973 | 117,227 |
| Transfer to stage 3 | - | - | - | - |
| Net remeasurement of loss allowance | 11,211 | - | 21,419 | 32,630 |
| New financial assets originated | | | | |
| Translational difference | 22,835 | - | (14,646) | 8,189 |
| Balance at 31 December | 54,300 | - | 103,746 | 158,046 |

Deposit with International Monetary Fund

2023

| | | | | |
|-------------------------------------|------------|----------|----------|------------|
| Balance at 1 January | 583 | - | - | 583 |
| Net remeasurement of loss allowance | 114 | - | - | 114 |
| Translational difference | 20 | - | - | 20 |
| Balance at 31 December | 717 | - | - | 717 |

Deposit with International Monetary Fund

2022

| | | | | |
|-------------------------------------|------------|----------|----------|------------|
| Balance at 1 January | 11,505 | - | - | 11,505 |
| Net remeasurement of loss allowance | 10,922 | - | - | 10,922 |
| Translational difference | (21,844) | - | - | (21,844) |
| Balance at 31 December | 583 | - | - | 583 |

CENTRAL BANK OF LIBERIA
 AUDITED FINANCIAL STATEMENTS
 FOR THE YEAR ENDED 31 DECEMBER 2023

NOTES TO THE FINANCIAL STATEMENTS

(All amounts are expressed in thousands of Liberian dollars unless otherwise stated)

| | Stage 1 | Stage 2 | Stage 3 | Total |
|-------------------------------------|--------------|----------|----------|--------------|
| Investment securities | | | | |
| 2023 | | | | |
| Balance at 1 January | 8,799 | - | - | 8,799 |
| Transfer to stage 2 | (5) | 5 | - | - |
| New financial assets introduced | (6,922) | - | - | (6,922) |
| Net remeasurement of loss allowance | 651 | - | - | 651 |
| Translational difference | (1106) | 1 | - | (1105) |
| Balance at 31 December | 1,417 | 6 | - | 1,423 |

Investment securities

2022

| | | | | |
|-------------------------------------|--------------|----------|----------|--------------|
| Balance at 1 January | 2852 | - | - | 2852 |
| Net remeasurement of loss allowance | 5,654 | - | - | 5,654 |
| Translational difference | 293 | - | - | 293 |
| Balance at 31 December | 8,799 | - | - | 8,799 |

**Letters of credit, undrawn commitments
and guarantees**

2023

| | | | | |
|-------------------------------------|------------------|----------|----------|------------------|
| Balance at 1 January | 649,794 | - | - | 649,794 |
| Net remeasurement of loss allowance | 392,654 | - | - | 392,654 |
| New financial assets originated | 727,697 | - | - | 727,697 |
| Translational difference | 130,685 | - | - | 130,685 |
| Balance at 31 December | 1,900,830 | - | - | 1,900,830 |

2022

| | | | | |
|-------------------------------------|----------------|----------|----------|----------------|
| Balance at 1 January | 271,822 | - | - | 271,822 |
| Net remeasurement of loss allowance | 351,979 | - | - | 351,979 |
| New financial assets originated | - | - | - | - |
| Translational difference | 25,993 | - | - | 25,993 |
| Balance at 31 December | 649,794 | - | - | 649,794 |

**CENTRAL BANK OF LIBERIA
AUDITED FINANCIAL STATEMENTS
FOR THE YEAR ENDED 31 DECEMBER 2023**

NOTES TO THE FINANCIAL STATEMENTS

(All amounts are expressed in thousands of Liberian dollars unless otherwise stated)

(iii) Amounts arising from expected credit losses (ECL) (continued)

The following table provides a reconciliation between:

- amounts shown in the above tables reconciling opening and closing balances of loss allowance per class of financial instruments; and
- the 'impairment losses on financial instruments' line item in the statement of comprehensive income.

| 2023 | Loans and advances to GOL at amortised cost | Loans and advances to operating banks at amortised cost | Loans and advances to non-banking financial institution | Staff loans | Deposits with international Monetary Fund | Investment securities | Letters of credit, undrawn commitments and guarantees | Total |
|--|--|--|--|--------------------|--|------------------------------|--|------------------|
| Net remeasurement of loss allowance | 5,516,750 | 117,013 | - | 6,943 | 114 | 1,660 | 392,654 | 6,035,134 |
| New financial assets originated or purchased | 200,529 | 12,787 | - | 146,431 | - | 6,922 | 727,697 | 1,094,366 |
| Financial assets derecognized | (589,501) | - | - | (134,372) | - | - | - | (723,873) |
| Amounts recognized in profit or loss | 5,127,778 | 129,800 | - | 19,002 | 114 | 8,582 | 1,120,351 | 6,405,627 |
| 2022 | | | | | | | | |
| Net remeasurement of loss allowance | 1,114,615 | 194,837 | - | 158,046 | 10,922 | 5,654 | 351,979 | 1,836,053 |
| New financial assets originated or purchased | - | - | (426,719) | - | - | - | - | (426,719) |
| Amounts recognized in profit or loss | 1,114,615 | 194,837 | (426,719) | 158,046 | 10,922 | 5,654 | 351,979 | 1,409,334 |

CENTRAL BANK OF LIBERIA
 AUDITED FINANCIAL STATEMENTS
 FOR THE YEAR ENDED 31 DECEMBER 2023

NOTES TO THE FINANCIAL STATEMENTS

(All amounts are expressed in thousands of Liberian dollars unless otherwise stated)

The following table provides an explanation of how significant changes in the gross carrying amount of financial instruments during the period contributed to changes in loss allowance.

| | Impact: increase/(decrease) | | |
|--|-----------------------------|---------|----------|
| | Stage 1 | Stage 2 | Stage 3 |
| 2023 | | | |
| Loans and advances to Government of Liberia | | | |
| The increase in loans and advances to Government of Liberia is due to additional loan given in December of 2023, budget support from the IMF and the depreciation of the LRD to the USD during the year. | 38,151,461 | - | - |
| Staff loans | | | |
| The decrease in long-term and vehicle loans to staff resulted from the depreciation of the LRD to the USD during the year. The staff loan is to provide support to individual staff in accordance with Section (66) of the October 20, 2020, amended Central Bank of Liberia Act 1999. | (149,941) | - | (29,580) |
| Letters of credit and undrawn commitments and guarantee | | | |
| The Increase in financial guarantee resulted from the additional guarantee granted by CBL to Bloom Bank as well as the depreciation of the LRD to the USD during the year. | 38,178,483 | - | - |
| 2022 | | | |
| Loans and advances to Government of Liberia | | | |
| Increase in Government of Liberia Consolidated loan is due to combination of all obligation to the Central bank of Liberia inclusive of the legacy loans, overdraft accounts and on-lend budget support to Government of Liberia from the International Monetary Fund (IMF) in 2019. | 16,527,221 | - | - |
| Staff loans | | | |
| Increase in long-term and vehicle loans to staff of the bank. This is to provide support to individual staff in accordance with accordance with Section (66) of the October 20, 2020, amended Central Bank of Liberia Act 1999 | 60,480 | - | 7,789 |
| Letters of credit and undrawn commitments and guarantee | | | |
| The slight decrease in Government of Liberia financial guarantee to operating banks resulted from the appreciation of the LRD to the USD during the year. | 1,699,202 | - | - |

No financial assets were written off during the year ended 31 December 2023 (2022: Nil).

CENTRAL BANK OF LIBERIA
AUDITED FINANCIAL STATEMENTS
FOR THE YEAR ENDED 31 DECEMBER 2023

NOTES TO THE FINANCIAL STATEMENTS

(All amounts are expressed in thousands of Liberian dollars unless otherwise stated)

4.3. Liquidity risk

Liquidity risk is the risk that the Central Bank is unable to, or will encounter difficulty, in meeting its payment obligations associated with its financial liabilities when they fall due and to replace funds when they are withdrawn.

4.3.1. Liquidity risk management process

The Liquidity risk management process involves:

- preparing cash-based budgets and periodic variance reports to ensure management of future cash flows to meet payment demands when they fall due;
- managing the concentration and profile of debt maturities;
- monitoring the Statement of financial position, liquidity ratios against internal requirements; and
- managing the concentration and profile of asset maturities.

Monitoring and reporting take the form of cash flow measurement and projection for the next day, week and months respectively, as these are key periods for liquidity management. The basis for the projection is an analysis of the contractual maturity of the financial liabilities and the expected collection date of the financial assets.

4.3.2. Financial liabilities and financial assets held for managing liquidity risk

The table below presents the Central Bank's financial liabilities and assets held for managing liquidity risk by remaining contractual maturities at the reporting date. The amounts disclosed in the table are contractual undiscounted cash outflows, whereas the Central Bank manages the inherent liquidity risk based on expected undiscounted cash inflows.

As at December 31, 2023

| | Up to 3 months | 3 -12 months | 1 - 5 years | Over 5 years | Undefined maturity | Total |
|---|---------------------|------------------|---------------------|--------------------|---------------------|--------------------|
| Assets | | | | | | |
| Cash and balances with other central banks | 37,290,196 | - | - | - | - | 37,290,196 |
| Cash balances with commercial banks | 4,692,557 | - | - | - | - | 4,692,557 |
| Loans and advances to operating banks | 959,029 | - | 2,046,950 | 1,030,326 | - | 4,036,305 |
| Loans and advances to Government of Liberia | - | 504 | - | 134,642,858 | - | 134,643,362 |
| Investment securities | - | 6,124,142 | - | - | - | 6,124,142 |
| Due from International Monetary Fund | - | - | 131,644,288 | - | - | 131,644,288 |
| Staff loans | - | 6,110 | 711,447 | - | - | 717,557 |
| Other assets | 647,795 | - | - | - | - | 647,795 |
| Total assets | 43,589,577 | 6,130,756 | 134,402,685 | 135,673,184 | - | 319,796,202 |
| Liabilities | | | | | | |
| Currency in circulation | - | - | - | - | 31,384,318 | 31,384,318 |
| Deposits from commercial banks & forex bureau | 35,772,743 | - | - | - | - | 35,772,743 |
| Deposits of Government of Liberia and agencies | 10,127,282 | - | - | - | - | 10,127,282 |
| Due to International Monetary Fund | - | - | 194,860,457 | - | - | 194,860,457 |
| Market instruments | 7,702,335 | - | - | - | - | 7,702,335 |
| Lease liability | - | - | 6,736 | - | - | 6,736 |
| Other liabilities (excluding lease liabilities) | 9,598,598 | - | - | - | - | 9,598,598 |
| Guarantees and other commitments | - | - | 29,530,077 | 4,712,513 | - | 34,242,590 |
| Total | 63,200,958 | - | 224,397,270 | 4,712,513 | 31,384,318 | 323,695,059 |
| Liquidity Gap | (19,611,381) | 6,130,756 | (89,994,585) | 130,960,671 | (31,384,318) | (3,898,857) |

CENTRAL BANK OF LIBERIA
AUDITED FINANCIAL STATEMENTS
FOR THE YEAR ENDED 31 DECEMBER 2023

NOTES TO THE FINANCIAL STATEMENTS

(All amounts are expressed in thousands of Liberian dollars unless otherwise stated)

4.3.2 Financial liabilities and financial assets held for managing liquidity risk (continued)

As at December 31 2022

| | Up to 3 months | 3 -12 months | 1 - 5 years | Over 5 years | Undefined maturity | Total |
|---|---------------------|------------------|---------------------|--------------------|-----------------------|---------------------|
| Assets | | | | | | |
| Cash and balances with central banks | 40,346,531 | - | - | - | - | 40,346,531 |
| Cash balances with commercial banks | 1,722,557 | - | - | - | - | 1,722,557 |
| Loans and advances to operating banks | 187,278 | 543,426 | 1,311,382 | 885,223 | - | 2,927,309 |
| Loans and advances to Government of Liberia | 254,824 | - | - | 100,892,261 | - | 101,147,085 |
| Investment securities | - | 2,588,322 | - | - | - | 2,588,322 |
| Due from International Monetary Fund | - | - | 116,352,210 | - | - | 116,352,210 |
| Staff loans | - | 108,270 | 443,950 | - | - | 552,220 |
| Other assets | 1,545,762 | - | - | - | - | 1,545,762 |
| Total assets | 44,056,952 | 3,240,018 | 118,107,542 | 101,777,484 | - | 267,181,996 |
| Liabilities | | | | | | |
| Currency in circulation | - | - | - | - | 26,175,484 | 26,175,484 |
| Deposits from commercial banks & forex bureau | 22,862,364 | - | - | - | - | 22,862,364 |
| Deposits of Government of Liberia and agencies | 18,054,662 | - | - | - | - | 18,054,662 |
| Due to International Monetary Fund | - | - | 168,513,092 | - | - | 168,513,092 |
| Market instruments | 6,539,318 | - | - | - | - | 6,539,318 |
| Lease liability | - | - | 5,251 | - | - | 5,251 |
| Other liabilities (excluding lease liabilities) | 8,629,562 | - | - | - | - | 8,629,562 |
| Guarantees and other commitments | - | - | 23,275,366 | 3,862,290 | - | 27,137,656 |
| Total | 56,085,906 | - | 191,793,709 | 3,862,290 | 26,175,484 | 277,917,489 |
| Liquidity Gap | (12,028,954) | 3,240,018 | (73,686,167) | 97,915,194 | (26,175,484) | (10,735,393) |

4.3.3 Assets held for managing liquidity risk

The Bank manages its liquidity risks through appropriate structuring of its investment portfolios to ensure that the maturity profiles of assets adequately match those commitments. This is monitored and managed on a daily basis. In addition, the Bank's investment portfolio comprises mainly highly liquid investment instruments. The Bank's assets held for managing liquidity risk comprise:

- Cash and balances with central banks and other operating banks;
- Loans and advances to operating banks, non-bank financial institutions and Government of Liberia;
- Investment securities;
- Amount due from IMF; and
- Staff loans and other assets

NOTES TO THE FINANCIAL STATEMENTS

(All amounts are expressed in thousands of Liberian dollars unless otherwise stated)

4.4. Market risk

Market risk is the risk that the fair value or future cash flows of a financial instrument will fluctuate because of changes in market prices. Market risk arises from open positions in interest rates and currency, all of which are exposed to general and specific market movements and changes in the level of volatility of market rates or prices such as interest rates and foreign exchange rates.

The Central Bank's primary exposure to market risk lies with its deposits held overseas which are exposed to changes in U.S. dollars interest rate.

The objective of market risk measurement is to manage and control market risk exposures within acceptable limits while optimizing the return on risk. The Bank treasury is responsible for the development of detailed risk management policies and for day-to-day implementation of those policies.

a) Interest rate risk

Interest rate risk is the risk that the future cash flows of a financial instrument will fluctuate because of changes in market interest rates. The Central Bank takes on exposure to the effects of fluctuations in the prevailing levels of market interest rates on cash flows. Interest margins may increase as a result of such changes but may reduce losses in the event that unexpected movements arise. Investment denominated in U.S. dollars and Liberian dollars attracts interests in U.S. dollars and Liberian dollars respectively.

The Central Bank has the capacity to manage these risks by monitoring interest rates daily and ensuring within the limits of its policy function that its financial liabilities match the maturing profile of its financial assets.

The Bank uses gap analysis to measure its exposure to interest rate risk. Through this analysis, it compares the values of interest rate sensitive assets and interest rate sensitive liabilities that mature or re-price at various time periods in the future.

As at December 31, 2023

| | Up to 1 year | 1 - 5 years | Over 5 years | Non-interest bearing | Total |
|---|-------------------|--------------------|-------------------|----------------------|--------------------|
| Assets | | | | | |
| Cash and balances with other central banks | 2,185,826 | - | - | 35,104,370 | 37,290,196 |
| Cash and balances with commercial banks | 4,691,680 | - | - | 877 | 4,692,557 |
| Loans and advances to operating banks | 959,029 | 2,046,950 | 1,030,326 | - | 4,036,305 |
| Loans and advances to Government of Liberia | - | 100,492,108 | - | 34,151,254 | 134,643,362 |
| Investment securities | 6,124,142 | - | - | - | 6,124,142 |
| Deposits with International Monetary Fund | - | - | 66,250,181 | 65,394,107 | 131,644,288 |
| Staff loans | 6,110 | 711,447 | - | - | 717,557 |
| Other assets | - | - | - | 647,795 | 647,795 |
| Total | 13,966,787 | 103,250,505 | 67,280,507 | 135,298,403 | 319,796,202 |

CENTRAL BANK OF LIBERIA
AUDITED FINANCIAL STATEMENTS
FOR THE YEAR ENDED 31 DECEMBER 2023

NOTES TO THE FINANCIAL STATEMENTS

(All amounts are expressed in thousands of Liberian dollars unless otherwise stated)

4.4 Market risk (continued)

a) Interest rate risk (continued)

| | Up to 1 year | 1 - 5 years | Over 5 years | Non-interest bearing | Total |
|--|------------------|--------------------|-------------------|----------------------|--------------------|
| Liabilities | | | | | |
| Currency in circulation | - | - | - | 31,384,318 | 31,384,318 |
| Deposit from commercial banks & forex bureau | - | - | - | 35,772,743 | 35,772,743 |
| Deposits of Government of Liberia and agencies | - | - | - | 10,127,282 | 10,127,282 |
| Due to International Monetary Fund | - | - | 43,039,539 | 151,820,918 | 194,860,457 |
| Market Instruments | 7,702,335 | - | - | - | 7,702,335 |
| Other liabilities | - | - | - | 9,605,334 | 9,605,334 |
| Total financial liabilities | 7,702,335 | - | 43,039,539 | 238,710,595 | 289,452,469 |
| Total interest rate repricing gap | 6,264,452 | 103,250,505 | 24,240,968 | (103,412,192) | 30,343,733 |

As at December 31, 2022

| | Up to 1 year | 1 - 5 years | Over 5 years | Non-interest bearing | Total |
|--|-------------------|------------------|--------------------|----------------------|--------------------|
| Assets | | | | | |
| Cash and balances with other central banks | 15,945,503 | - | - | 24,401,028 | 40,346,531 |
| Cash and balances with commercial bank | 1,722,557 | - | - | - | 1,722,557 |
| Loans and advances to operating banks | 543,426 | 1,562,006 | 821,877 | - | 2,927,309 |
| Loans and advances to Government of Liberia | 25,807,553 | - | 75,339,532 | - | 101,147,085 |
| Investment security | - | 2,588,322 | - | - | 2,588,322 |
| Deposits with International Monetary Fund | - | - | 116,328,538 | 23,672 | 116,352,210 |
| Staff loans | 108,270 | 443,950 | - | - | 552,220 |
| Other assets | - | - | - | 1,545,762 | 1,545,762 |
| Total financial assets | 44,127,309 | 4,594,278 | 192,489,947 | 25,970,462 | 267,181,996 |
| Liabilities | | | | | |
| Currency in circulation | - | - | - | 26,175,484 | 26,175,484 |
| Deposits from commercial banks & forex bureau | - | - | - | 22,862,364 | 22,862,364 |
| Deposits of Government of Liberia and agencies | - | - | - | 18,054,662 | 18,054,662 |
| Due to International Monetary Fund | - | - | 40,606,168 | 127,906,924 | 168,513,092 |
| Market instruments | 6,539,318 | - | - | - | 6,539,318 |
| Other liabilities | - | - | - | 8,634,712 | 8,634,712 |
| Total financial liabilities | 6,539,318 | - | 40,606,168 | 203,634,146 | 250,779,632 |
| Total interest rate repricing gap | 37,587,991 | 4,594,278 | 151,883,779 | (177,663,684) | 16,402,364 |

CENTRAL BANK OF LIBERIA
 AUDITED FINANCIAL STATEMENTS
 FOR THE YEAR ENDED 31 DECEMBER 2023

NOTES TO THE FINANCIAL STATEMENTS

(All amounts are expressed in thousands of Liberian dollars unless otherwise stated)

4.4 Market risk (continued)

b) Foreign exchange risk

The Central Bank takes on exposure to the effects of fluctuations in the prevailing foreign currency exchange rates on its financial position and cash flows. It is exposed to fluctuations in the exchange rate between the Liberian Dollar, United States Dollars, SDR and the Euro. The table below summarizes the Central Bank's exposure to exchange rate risk at December 31, 2023. Also reflected is the carrying amount of the Central Bank's holdings, categorized by currency.

Concentration of currency risk on financial instruments

At December 31, 2023

| | Liberian Dollar | SDR | EUR | Total |
|--|---------------------|---------------------|---------------|----------------------|
| Assets | | | | |
| Cash and balances with commercial banks | 36,809 | - | 18,863 | 55,672 |
| Loans and advances to operating banks | 330,286 | - | - | 330,286 |
| Loans and advances to Government of Liberia | 4 | - | - | 4 |
| Investment securities | 550 | - | - | 550 |
| Deposit with International Monetary Fund | - | 131,644,287 | - | 131,644,287 |
| Other assets | 127,781 | - | - | 127,781 |
| Total financial assets | 495,430 | 131,644,287 | 18,863 | 132,158,580 |
| Liabilities | | | | |
| Currency in circulation | 31,384,318 | - | - | 31,384,318 |
| Deposit from commercial banks and forex bureau | 9,146,365 | - | - | 9,146,365 |
| Deposits of Government of Liberia and agencies | 3,136,255 | - | - | 3,136,255 |
| Due to International Monetary Fund | - | 194,860,457 | - | 194,860,457 |
| Other liabilities | 330,950 | - | - | 330,950 |
| Market Instrument | 7,702,335 | - | - | 7,702,335 |
| Total financial liabilities | 51,700,223 | 194,860,457 | - | 246,560,680 |
| Net financial position | (51,204,793) | (63,216,170) | 18,863 | (114,402,100) |

CENTRAL BANK OF LIBERIA
AUDITED FINANCIAL STATEMENTS
FOR THE YEAR ENDED 31 DECEMBER 2023

NOTES TO THE FINANCIAL STATEMENTS

(All amounts are expressed in thousands of Liberian dollars unless otherwise stated)

4.4 Market risk (continued)

b) Foreign exchange risk (continued)

**Concentration of currency risk on financial instruments
At December 31, 2022**

| | Liberian Dollar | SDR | EUR | Total |
|--|---------------------|---------------------|---------------|----------------------|
| Assets | | | | |
| Cash and balances with commercial banks | 36,906 | - | 11,817 | 48,723 |
| Loans and advances to commercial banks | 405,508 | - | - | 405,508 |
| Loans and advances to Government of Liberia | - | - | - | - |
| Investment securities | 528 | - | - | 528 |
| Deposit with International Monetary Fund | - | 116,352,210 | - | 116,352,210 |
| Other assets | 173,959 | - | - | 173,959 |
| Total financial assts | 616,901 | 116,352,210 | 11,817 | 116,980,928 |
| Liabilities | | | | |
| Currency in circulation | 26,175,484 | - | - | 26,175,484 |
| Deposit from commercial banks and forex bureau | 9,256,365 | - | - | 9,256,365 |
| Deposit of Government of Liberia and agencies | 7,964,492 | - | - | 7,964,492 |
| Due to International Monetary Fund | - | 168,513,092 | - | 168,513,092 |
| Other liabilities | 262,506 | - | - | 262,506 |
| Market instruments | 6,539,318 | - | - | 6,539,318 |
| Total financial liabilities | 50,198,165 | 168,513,092 | - | 218,711,257 |
| Net financial position | (49,581,264) | (52,160,882) | 11,817 | (101,730,329) |

The following significant exchange rates have been applied during the year and at the year end.

| | Average rate | | Reporting rate | | Highest rate | |
|--------|--------------|--------|----------------|--------|--------------|--------|
| | 2023 | 2022 | 2023 | 2022 | 2023 | 2022 |
| LRD\$1 | 0.0058 | 0.0058 | 0.0053 | 0.0065 | 0.0053 | 0.0065 |
| EURO1 | 1.0120 | 1.1186 | 1.1023 | 1.0622 | 1.1255 | 1.2338 |
| SDR1 | 1.3340 | 1.3384 | 1.3417 | 1.3308 | 1.3574 | 1.4079 |

4.4.1. Foreign Exchange Sensitivity

The following table shows the effect of a strengthening or weakening of LRD\$ against the currencies listed below on profit or loss and equity. This sensitivity analysis indicates the potential impact on profit or loss and equity based on foreign currency exposures recorded at 31 December. (See "currency risk" above).

It does not represent actual or future gains or losses.

NOTES TO THE FINANCIAL STATEMENTS

(All amounts are expressed in thousands of Liberian dollars unless otherwise stated)

4.4 Market risk (continued)

4.4.1 Foreign Exchange Sensitivity (continued)

A strengthening/weakening of the LRDS\$ by the rates shown in the table against the following currencies at 31 December would have impacted equity and profit or loss by the amounts shown below:

This analysis assumes that all other variables, in particular interest rates, remain constant. The analysis is performed on the same basis for 2022.

| As of 31 December in US\$'000 | % change | 2023 | | % change | 2022 | |
|---|----------|--|---------------------------------|----------|--|------------------------------------|
| | | Profit or loss impact: Strengthening | Equity impact: Strengthening | | Profit or loss impact: Strengthening | Equity impact: Strengthening |
| LRDS\$ | ±5 | 3,990,568 | 3,990,568 | ±5 | 1,994,221 | 1,994,221 |
| SDR | ±2 | 1,295,920 | 1,295,920 | ±4 | 1,416,534 | 1,416,534 |
| EUR | ±4 | 2,115 | 2,115 | ±8 | 298,468 | 298,468 |

4.5. Operational Risk

The Bank is exposed to non-financial operational risks. Operational risk originates from inadequate or failed internal processes, people, systems or external events. The Bank is exposed to the following sub-categories of operational risks: legal, information technology, human resources, security (physical and information), project, third-party, business continuity and settlement risks. Operational risks may generate financial loss, damage to its reputation or failure to achieve the bank's business objectives. Hence, the Bank has developed a centralized risk management system in order to identify and mitigate the impact of operational risks and strengthen its internal control system.

4.6. Fair value of financial assets and liabilities

COVID-19 considerations

The COVID-19 coronavirus pandemic has significantly affected financial markets and may impact valuation techniques used by banks and classification of financial instruments in the fair value hierarchy. Given the impact of the increase in economic uncertainty on forecasting cash flows and other unobservable inputs used in valuation techniques (e.g. certain risk-adjusted discount rates), the Bank has provided additional sensitivity disclosures – together with disclosure of the key assumptions and judgements made by management – to enable users to understand how fair value has been determined. These disclosures are required under both IFRS 13 Fair Value Measurement and IAS 1. IFRS 13 also contains specific disclosure requirements when amounts are transferred into Level 3 of the fair value hierarchy, including sensitivity disclosures.

The Bank has an established control framework for the measurement of fair values. Specific controls to check the fair valuation of financial assets include:

- verification of observable pricing;
- re-performance of model valuations;
- analysis and investigation of significant daily valuation movements; and
- review of significant unobservable inputs, valuation adjustments and significant changes to the fair value measurement of Level 3 instruments compared with the previous month.

NOTES TO THE FINANCIAL STATEMENTS

(All amounts are expressed in thousands of Liberian dollars unless otherwise stated)

4.6 Fair value of financial assets and liabilities (continued)

When third party information, such as pricing services, is used to measure fair value, Product Control assesses and documents the evidence obtained from the third parties to support the conclusion that the valuations meet the requirements of IFRS. This includes:

- verifying that the broker or pricing service is approved by the Bank for use in pricing the relevant type of financial instrument;
- understanding how the fair value has been arrived at, the extent to which it represents actual market transactions and whether it represents a quoted price in an active market for an identical instrument;
- when prices for similar instruments are used to measure fair value, how these prices have been adjusted to reflect the characteristics of the instrument subject to measurement; and
- if a number of quotes for the same financial instrument have been obtained, then how fair value has been determined using those quotes.

Significant valuation issues are reported to the Board's Audit Committee

(a) Financial instrument not measured at fair value

The table below summarizes the carrying amounts and fair values of those financial assets and financial liabilities not presented at their fair values as at December 31, 2023 and December 31, 2022 respectively:

| | Carrying Value | | Fair Value | |
|---|--------------------|--------------------|--------------------|--------------------|
| | 2023 | 2022 | 2023 | 2022 |
| Financial assets | | | | |
| Cash and balances with other central banks | 37,290,196 | 40,346,531 | 37,290,196 | 40,346,531 |
| Cash and balances with commercial banks | 4,692,557 | 1,722,557 | 4,692,557 | 1,722,557 |
| Loans and advances to operating banks | 4,036,305 | 2,927,309 | 4,036,305 | 2,927,309 |
| Loans and advances to Government of Liberia | 134,643,362 | 101,147,085 | 134,643,362 | 101,147,085 |
| Investment securities | 6,124,142 | 2,588,322 | 6,124,142 | 2,588,322 |
| Deposit with International Monetary Fund | 131,644,288 | 116,352,210 | 131,644,288 | 116,352,210 |
| Staff loans | 717,557 | 552,220 | 717,557 | 552,220 |
| Other assets | 647,795 | 1,545,762 | 647,795 | 1,545,762 |
| Total financial assets | 319,796,202 | 267,181,996 | 319,796,202 | 267,181,996 |

NOTES TO THE FINANCIAL STATEMENTS

(All amounts are expressed in thousands of Liberian dollars unless otherwise stated)

| | Carrying Value | | Fair Value | |
|---|--------------------|--------------------|--------------------|--------------------|
| | 2023 | 2022 | 2023 | 2022 |
| Financial liabilities | | | | |
| Currency in circulation | 31,384,318 | 26,175,484 | 31,384,318 | 26,175,484 |
| Deposits from commercial banks and forex bureau | 35,772,743 | 22,862,364 | 35,772,743 | 22,862,364 |
| Deposits of Government of Liberia and agencies | 10,127,282 | 18,054,662 | 10,127,282 | 18,054,662 |
| Due to the International Monetary Fund | 194,860,457 | 168,513,092 | 194,860,457 | 168,513,092 |
| Market Instruments | 7,702,335 | 6,539,318 | 7,702,335 | 6,539,318 |
| Other liabilities | 9,605,334 | 8,634,712 | 9,605,334 | 8,634,712 |
| Total financial liabilities | 289,452,469 | 250,779,632 | 289,452,469 | 250,779,632 |

Where applicable, the fair value of loans and advances to banks and GOL is based on observable market transactions. Where observable market transactions are not available, fair value is estimated using valuation models such as discounted cash flow techniques which represent the discounted amount of estimated future cash flows expected to be received. Expected cash flows are discounted at current market rates to determine the fair value

The fair value of deposits is estimated using discounted cash flow techniques, applying the rates that are offered for deposits of similar maturities and terms. The fair value of deposits payable on demand is the amount payable at the reporting date.

(b) Fair value hierarchy

IFRS 7 specifies a hierarchy of valuation techniques based on whether inputs to those valuation techniques are observable or unobservable. Observable inputs reflect market data obtained from independent sources; unobservable inputs reflect the Bank's market assumptions. These two types of inputs have created the following fair value hierarchy:

Level 1 - Quoted prices (adjusted) in active markets for identical assets or liabilities. This level includes listed equity securities and debt instruments on exchanges.

Level 2 - Inputs other than quoted prices included within level 1 that are observable for the asset or liability, either directly (as prices) or indirectly (derived from prices).

Level 3 - Inputs for assets or liabilities that are not based on observable market data (unobservable inputs). This level includes equity investments and debt instruments with significant unobservable components.

CENTRAL BANK OF LIBERIA
 AUDITED FINANCIAL STATEMENTS
 FOR THE YEAR ENDED 31 DECEMBER 2023

NOTES TO THE FINANCIAL STATEMENTS

(All amounts are expressed in thousands of Liberian dollars unless otherwise stated)

This hierarchy requires the use of observable market data when available. The Bank considers relevant and observable market prices in its valuations where possible.

| 2023 | Level 1 | Level 2 | Level 3 |
|---|---------|--------------------|---------|
| Financial assets | | | |
| Cash and balances with other central banks | - | 37,290,196 | - |
| Cash and balances with commercial banks | - | 4,692,557 | - |
| Loans and advances to operating bank | - | 4,036,305 | - |
| Loans and advances to Government of Liberia | - | 134,643,362 | - |
| Investment securities | - | 6,124,142 | - |
| Due from International Monetary Fund | - | 131,644,288 | - |
| Staff loans | - | 717,557 | - |
| Other assets | - | 647,795 | - |
| | - | 319,796,202 | - |
| Financial liabilities | | | |
| Currency in circulation | - | 31,384,318 | - |
| Deposits from commercial banks and forex bureau | - | 35,772,743 | - |
| Deposits of Government of Liberia and agencies | - | 10,127,282 | - |
| Due to International Monetary Fund | - | 194,860,457 | - |
| Market instruments | - | 7,702,335 | - |
| Other liabilities | - | 9,605,334 | - |
| | - | 289,452,469 | - |

| 2022 | Level 1 | Level 2 | Level 3 |
|---|---------|--------------------|---------|
| Financial assets | | | |
| Cash and balances with other central banks | - | 40,346,531 | - |
| Cash and balances with commercial banks | - | 1,722,557 | - |
| Loans and advances to operating bank | - | 2,927,309 | - |
| Loans and advances to Government of Liberia | - | 101,147,085 | - |
| Investment securities | - | 2,588,322 | - |
| Due from International Monetary Fund | - | 116,352,210 | - |
| Staff loans | - | 552,220 | - |
| Other assets | - | 1,545,762 | - |
| | - | 267,181,996 | - |
| Financial liabilities | | | |
| Currency in circulation | - | 26,175,484 | - |
| Deposits from commercial banks and forex bureau | - | 22,862,364 | - |
| Deposits of Government of Liberia and agencies | - | 18,054,662 | - |
| Due to International Monetary Fund | - | 168,513,092 | - |
| Other liabilities | - | 8,634,712 | - |
| Market instruments | - | 6,539,318 | - |
| | - | 250,779,632 | - |

4.7. Taxation

The Bank is exempt from all taxes on its income and all duties, excise and other taxes and levies on import of 31 banknotes and coins.

CENTRAL BANK OF LIBERIA
AUDITED FINANCIAL STATEMENTS
FOR THE YEAR ENDED 31 DECEMBER 2023

NOTES TO THE FINANCIAL STATEMENTS

(All amounts are expressed in thousands of Liberian dollars unless otherwise stated)

4.8. Monetary Policy Financial Instrument

The Bank issued treasury bills to domestic financial institutions and registered businesses to support and maintain financial and macroeconomic stabilities. See note 17 for details.

4.9. Capital management

The Bank does not have any regulator that sets and monitors its capital requirements. The Capital requirements of the Bank is governed by the capital requirement of the Central Bank of Liberia Act of 1999 as amended in 2020. The Bank considers its stated capital and other reserves as its capital. The Central Bank's objective in managing capital and reserves is to ensure the Central Bank's ability to continue to perform its functions as set by the October 20, 2020, amended Central Bank of Liberia Act of 1999.

The minimum authorized capital requirement of the Central Bank of Liberia Act of 1999 as amended on October 20, 2020, in accordance with Part III, Section 8(1) shall be 2,000,000,000 Liberia Dollars and may be increased by such amounts that may be proposed by the Board of Governors.

5. Classification of financial assets and liabilities

The following table provides a reconciliation between line items in the statement of financial position and categories of financial instruments.

| | Note | Amortised cost | Total carrying amount |
|--|------|--------------------|-----------------------|
| 31 December 2023 | | | |
| Cash and balances with Central banks | 13 | 37,290,196 | 37,290,196 |
| Cash balances with Commercial banks | 14 | 4,692,557 | 4,692,557 |
| Loans and advances to operating banks | 15 | 4,036,305 | 4,036,305 |
| Loans and advances to Government of Liberia | 16 | 134,643,362 | 134,643,362 |
| Investment securities | 17 | 6,124,142 | 6,124,142 |
| Deposit with IMF | 18 | 131,644,288 | 131,644,288 |
| Staff loans | 19 | 717,557 | 717,557 |
| Other assets | 20 | 647,795 | 647,795 |
| Total financial assets | | 319,796,202 | 319,796,202 |
| Currency in circulation | 24 | 31,384,318 | 31,384,318 |
| Deposit from commercial banks and forex bureau | 25 | 35,772,743 | 35,772,743 |
| Deposits of GOL and agencies | 26 | 10,127,282 | 10,127,282 |
| Due to IMF | 27 | 194,860,457 | 194,860,457 |
| Other liabilities | 28 | 9,605,334 | 9,605,334 |
| Market instruments | 29 | 7,702,335 | 7,702,335 |
| Total financial liabilities | | 289,452,469 | 289,452,469 |
| 31 December 2022 | | | |
| Cash and balances with Central banks | 13 | 40,346,531 | 40,346,531 |
| Cash balances with Commercial banks | 14 | 1,722,557 | 1,722,557 |
| Loans, advances and overdraft to bank | 15 | 2,927,309 | 2,927,309 |
| Loans and advances to Government of Liberia | 16 | 101,147,085 | 101,147,085 |
| Investment securities | 17 | 2,588,322 | 2,588,322 |
| Deposit with IMF | 18 | 116,352,210 | 116,352,210 |
| Staff loans | 19 | 552,220 | 552,220 |
| Other assets | 20 | 1,545,762 | 1,545,762 |
| Total financial assets | | 267,181,996 | 267,181,996 |
| Currency in circulation | 24 | 26,175,484 | 26,175,484 |
| Deposit from commercial banks and forex bureau | 25 | 22,862,364 | 22,862,364 |
| Deposits of GOL and agencies | 26 | 18,054,662 | 18,054,662 |
| Due to IMF | 27 | 168,513,092 | 168,513,092 |
| Other liabilities | 28 | 8,634,712 | 8,634,712 |
| Market instruments | 30 | 6,539,318 | 6,539,318 |
| Total financial liabilities | | 250,779,632 | 250,779,632 |

CENTRAL BANK OF LIBERIA
 AUDITED FINANCIAL STATEMENTS
 FOR THE YEAR ENDED 31 DECEMBER 2023

NOTES TO THE FINANCIAL STATEMENTS

(All amounts are expressed in thousands of Liberian dollars unless otherwise stated)

6. Interest income

| | 2023 | 2022 |
|---------------------------|------------------|------------------|
| GOL loans and advances | 3,616,066 | 2,968,410 |
| Investment securities | 1,137,360 | 52,235 |
| Placement and staff loans | 86,549 | 255,626 |
| | <u>4,839,975</u> | <u>3,276,271</u> |

6i. Interest expense

| | 2023 | 2022 |
|---------------------------------------|------------------|----------------|
| Interest expense related to CBL bills | 1,400,816 | 745,101 |
| | <u>1,400,816</u> | <u>745,101</u> |

7. Fees and commissions

| | 2023 | 2022 |
|------------------------------|----------------|----------------|
| Service fees and commissions | 714,137 | 561,643 |
| Note transfer fees | 72,856 | 66,656 |
| | <u>786,993</u> | <u>628,299</u> |

8. Other income

| | 2023 | 2022 |
|--|----------------|----------------|
| Rental income | 2,206 | 452 |
| Fines | 5,307 | 934 |
| Rural banking check encashment | - | 11,300 |
| Spot charges on notes advanced | - | 83 |
| Other miscellaneous income | 17,121 | 71,416 |
| Foreign Currency Translation gain/loss | 241,708 | 3,940 |
| Grant Income (Note 28 (ii)) | 498,139 | 542,235 |
| | <u>764,481</u> | <u>630,360</u> |

9. Impairment charge on financial assets

| | 2023 | 2022 |
|-------------------|-----------|-----------|
| Impairment charge | 6,341,386 | 1,409,334 |

10. Net loss on derecognition of financial assets measured at amortised cost

Net loss on modification of the GOL loan due to waivers from the IMF was incurred in the current year. The Bank recognized a loss on modification of L\$ 589,501 on the GOL consolidated loan.

11. Administrative expenses

| | 2023 | 2022 |
|-------------------------------------|------------------|------------------|
| Staff costs (i) | 2,338,921 | 2,064,219 |
| Board fees and expenses (ii) | 154,402 | 98,459 |
| Depreciation | 244,743 | 227,565 |
| Amortization | 10,380 | 8,998 |
| Other administrative expenses (iii) | 1,628,465 | 1,576,565 |
| CBL contribution to regional bodies | 297,094 | 263,019 |
| Exchange Gain/Loss | 11,035 | (60,738) |
| | <u>4,685,040</u> | <u>4,178,087</u> |

CENTRAL BANK OF LIBERIA
AUDITED FINANCIAL STATEMENTS
FOR THE YEAR ENDED 31 DECEMBER 2023

NOTES TO THE FINANCIAL STATEMENTS

(All amounts are expressed in thousands of Liberian dollars unless otherwise stated)

| (i) Staff costs | 2023 | 2022 |
|---|------------------|------------------|
| Salaries and wages | 1,594,820 | 1,402,331 |
| Social security contributions | 76,299 | 66,815 |
| Other personnel costs | 237,105 | 204,147 |
| (Gain)/loss on fair valuation of staff loan | 3,022 | 14,778 |
| Pension cost: | | |
| - Current service cost | 306,357 | 297,648 |
| - Interest cost | 121,318 | 78,500 |
| | 2,338,921 | 2,064,219 |

| (ii) Board fees and expenses | 2023 | 2022 |
|-------------------------------------|----------------|---------------|
| Board fees | 118,708 | 80,483 |
| Board expenses | 35,694 | 17,976 |
| | 154,402 | 98,459 |

The number of persons employed by the Bank at the end of year was 353 (2022: 358).

| (iii) Other administrative expenses | 2023 | 2022 |
|--|------------------|------------------|
| Vehicle fuel, insurance and maintenance | 121,465 | 93,049 |
| Property cost/occupancy | 336,929 | 299,652 |
| Office expenses | 105,104 | 88,393 |
| Professional services | 257,383 | 228,199 |
| Security and cleaning services | 85,009 | 78,942 |
| Travel expenses | 75,436 | 61,687 |
| Software, internet & network costs | 302,216 | 190,003 |
| Bank charges | 844 | 389 |
| Audit fees | 38,233 | 31,592 |
| Port and clearing charges | 405 | 99 |
| Vehicle scheme expense | 43,887 | 42,942 |
| Other miscellaneous | 101,974 | 226,558 |
| Interest expense on lease liability | 304 | 253 |
| Subscription and public relation | 6,078 | 7,687 |
| Other losses and bad debts | 153,198 | 227,12 |
| | 0 | |
| | 1,628,465 | 1,576,565 |

| 12. Currency expense | 2023 | 2022 |
|---|----------------|------------------|
| Notes importation | 54,923 | 16,916 |
| Mute exportation | 6,938 | 78,407 |
| Cost of destroying bank notes | 118 | 303,905 |
| Amortization of currency printing cost - bank notes | 568,474 | 1,132,699 |
| | 630,453 | 1,531,927 |

| 13. Cash and balances with other central banks | 2023 | 2022 |
|---|-------------------|-------------------|
| Cash on hand and in vault | 12,981,932 | 24,385,321 |
| Cash balances at rural banks | 18,850 | 15,707 |
| Balances with other central banks | 24,289,414 | 15,945,503 |
| | 37,290,196 | 40,346,531 |

CENTRAL BANK OF LIBERIA
AUDITED FINANCIAL STATEMENTS
FOR THE YEAR ENDED 31 DECEMBER 2023

NOTES TO THE FINANCIAL STATEMENTS

(All amounts are expressed in thousands of Liberian dollars unless otherwise stated)

| 14. Cash and balances with commercial banks | 2023 | 2022 |
|--|------------------|------------------|
| Local Currency | | |
| Balances with local banks | 36,809 | 36,198 |
| Total local cash balance with commercial bank | 36,809 | 36,198 |
| Foreign Currency | | |
| Balance with local bank | 877 | 708 |
| Balances with foreign banks (commercial) | 4,654,871 | 1,685,651 |
| Total cash and balances with commercial banks | 4,692,557 | 1,722,557 |

15. Loans and advances to operating banks

| | Years of Maturity | 2023 Carrying amount | 2022 Carrying amount |
|------------------------------------|----------------------|-------------------------|-------------------------|
| Mortgage loans (a) | 2024 | 1,546,560 | 1,309,678 |
| RPAL (b) | 2019 | - | 65,050 |
| Agric loans (c) | 2026 | 1,030,326 | 885,223 |
| Emergency Liquidity Assistance (d) | 2024 | 959,029 | 187,278 |
| Special deposit (e) | 2024 | 676,380 | 543,426 |
| | | 4,212,295 | 2,990,655 |
| Impairment allowance | | (175,990) | (63,346) |
| | | 4,036,305 | 2,927,309 |

(a) Mortgage Loan

The Central Bank of Liberia (CBL) made a placement with the Liberia Bank for Development & Investment (LBDI) named and styled MORTGAGE LOAN on November 13, 2012, with a face value of US\$7,000,000.00 and L\$217,500,000.00 and at a fixed interest rate of 3%. The loan was originally set to mature in 2022. The loan has a grace period of six months and interest on this loan is paid on a quarterly basis with an automatic debit to LBDI Current account at the end of each quarter. On December 30, 2014, due to the Ebola epidemic in the country, CBL issued policy No. 5 extending the duration of the loan by two (2) years which indicates that the loan will mature in 2024 and reducing the interest chargeable on the loan by 1%.

(b) RPAL Loan

The Central Bank of Liberia (CBL) made a L\$129,750,000 placement on 18 June 2014 with the Liberia Bank for Development and Investment (LBDI) to enable the Central Bank to provide medium-term loans to members of the Rubber Planters Association of Liberia (RPAL). Interest was to begin accruing on the loan at 3% after the first 6 months of the loan's tenure. Accrued interest and the loan principal are payable at maturity. On December 30, 2014, due to the Ebola epidemic in the country, CBL issued policy No. 5 extending the duration of the loan by two (2) years and reducing the interest rate to 2%. The loan has matured and has been fully settled.

NOTES TO THE FINANCIAL STATEMENTS

(All amounts are expressed in thousands of Liberian dollars unless otherwise stated)

15. Loans and advances to operating banks (continued)

(c) Agriculture Loan

The Central Bank of Liberia (CBL) made a placement with the Afriland First Bank Liberia Limited (AFBLL) named AGRILCUTURE LOAN on December 13, 2012, with a face value of US\$5,000,000 and L\$181,250,000 and a fixed interest rate of 2.5% at variable maturity dates. The loan will finally mature in 2026. The loan has a variable gestation period. Interest on the loan and the loan principal was originally expected to be paid annually during the cash out period for each crop with an automatic debit to Afriland's current account. On December 30, 2014, due to the Ebola epidemic in the country, CBL issued policy No. 5 extending the duration of the loan by two (2) years and providing for all interest and principal repayment to be made at maturity.

(d) Emergency Liquidity Support (ELA)

Based on Section 37(1) of the CBL Act and Regulation Concerning Emergency Liquidity Assistance (ELA), the Central Bank of Liberia (CBL) advanced funds to Sapelle International Bank Liberia Limited (SIBLL). As at December 31, 2023, the gross amount of the amount advanced stood at US\$ 5,087,673. The ELA is payable in three months.

(e) Special deposit

The Central Bank of Liberia made a placement with the Liberian Bank for Development (LBDI) named special deposit on September 02, 2010, with a face value of US\$2,751,000 and a fixed interest rate of 2% per annum payable on demand. The placement is rollover annually.

16. Loans and advances to Government of Liberia

| Loan | Currency | Year of Maturity | 2023 | 2022 |
|-----------------------|----------|------------------|-------------|-------------|
| Consolidated loan (a) | US\$ | 2044 | 100,492,108 | 75,339,532 |
| Due to IMF (b) | US\$ | | 39,206,384 | 25,953,179 |
| Other receivables (c) | | | 504 | 254,824 |
| | | | 139,698,996 | 101,547,535 |
| Impairment allowance | | | (5,055,634) | (400,450) |
| | | | 134,643,362 | 101,147,085 |

NOTES TO THE FINANCIAL STATEMENTS

(All amounts are expressed in thousands of Liberian dollars unless otherwise stated)

16. Loans and advances to Government of Liberia (continued)

a. On December 6, 2019, the Government of Liberia and the Central Bank of Liberia consolidated all obligations of Government of Liberia to the Bank in the amount of US\$ 487,482,838 million to be paid in 180 equal and consecutive monthly installment beginning January 30, 2029. This amount included on-lending from the IMF of US\$110,714,064 million for budget support through the Extended Credit Facility in 2014, Rapid Credit Facility loan in 2015 and Extended Credit Facility loan in 2016. Interest on these amounts is accrued only on the due amount as specified in the memorandum. The annual interest is 4% per annum.

On April 13, 2020, Liberia qualified for grant assistance for the immediate debt relief in accordance with the catastrophe containment and relief trust (CCRT) instrument. This grant assistance was used to repay Liberia's PRGT Principal obligation to the trust falling due between April 14,2020 and October 13, 2020, On October 2, 2020, Liberia qualified for grant assistance for immediate debt relief in accordance with the catastrophe containment and relief trust (CCRT) instrument. This grant assistance was used to repay Liberia's PRGT Principal obligation to the trust falling due between October 14,2020 and April 13, 2021. On April 14, 2021, Liberia qualified for grant assistance for immediate debt relief in accordance with the catastrophe containment and relief trust (CCRT) Instrument. This grant assistance was used to repay Liberia's PRGT Principal obligation to the trust falling due between April 14,2021 and October 15, 2021. On October 6, 2021, Liberia qualified for grant assistance for immediate debt relief in accordance with the catastrophe containment and relief trust (CCRT) Instrument. This grant assistance was used to repay Liberia's PRGT Principal obligation to the trust falling due between October 16,2021 and January 10, 2022. On December 15, 2021, Liberia qualified for grant assistance for immediate debt relief in accordance with the catastrophe containment and relief trust (CCRT) Instrument. This grant assistance was used to repay Liberia's PRGT Principal obligation to the Trust falling due between January 11,2022 and April 13, 2022.

Additional loan of US\$83 million or L\$15.65 billion was granted as loan to the Government of Liberia. The Government of Liberia total consolidated loan obligation to the bank as at December 31, 2023 was US\$533 million or L\$100 billion. Inclusive of IMF on-lend for budget support of US\$73,417,576.50.

b. For the last six years, the IMF has granted Budget Support to the Government of Liberia through the Central Bank of Liberia as prescribed in the ECF programs. As at December 31, 2023 the total receivable is US\$207,990,877.25 or LRD\$39,206,384,357.06.

c. This represents other receivables from the Government of Liberia as at December 31, 2023 for accounts in overdraft.

17. Investment securities

| | Interest | 2023 | 2022 |
|--|----------|-----------|-----------|
| Investment in GOL treasury bills | | | |
| maturing in 1 year | 1%-4% | 556 | 556 |
| | | 556 | 556 |
| Investment in Federal Reserve Bank T-Bill | | | |
| maturing in 1 year | 4.2% | 2,708,522 | - |
| | | 2,708,522 | - |
| Other investment securities * | | | |
| maturing in 1 year | 4.7%-6% | 3,416,488 | 2,596,565 |
| | | 3,416,488 | 2,596,565 |
| Gross Investment securities | | 6,125,566 | 2,597,121 |
| Impairment provision | | (1,424) | (8,799) |
| | | 6,124,142 | 2,588,322 |

*This represents fixed deposits held with Africa Export-Import Bank, and Crown Agent Bank. Investment Federal Reserve Bank T-Bill is LRD\$ 2,708,521,743 of investment with a tenor of one year.

NOTES TO THE FINANCIAL STATEMENTS

(All amounts are expressed in thousands of Liberian dollars unless otherwise stated)

18. Deposits with International Monetary Fund

| | 2023 | 2022 |
|--------------------------------|-------------|-------------|
| IMF quota subscription | 65,350,752 | 53,128,121 |
| Special drawing right holdings | 66,250,181 | 63,200,999 |
| Accrued remuneration | 44,072 | 23,673 |
| | 131,645,005 | 116,352,793 |
| Impairment allowance | (717) | (583) |
| | 131,644,288 | 116,352,210 |

Liberia's Membership with IMF

Article XIII, Sections 2a and 3 in the Articles of Agreement of the IMF requires each member to designate its Central Bank as a depository for all the Fund's holdings and currency and guarantee all assets of the Fund against loss resulting from failure or default on the part of its designated depository. With reference to the guidelines of the Financial Organizational and Operations manual of the IMF, Central Bank of Liberia uses the gross method of presenting the assets and liabilities arising from the GOL's membership in the statement of financial position. The IMF recommends the use of the gross method for a country whose depository and fiscal agents are the same. The position in the General Department is presented on a gross basis if the IMF No.1, No.2, and Securities Accounts are shown as liabilities and the member's quota is shown as an asset. Additionally, on March 18, 2013, a memorandum of understanding between the Ministry of Finance of the Republic of Liberia and the Central Bank of Liberia regarding respective roles and responsibilities in connection with transactions with the International Monetary Fund was signed.

Central Bank of Liberia is the fiscal and depository agent of Liberia for transactions with the International Monetary Fund. Financial resources made available to Liberia by the Fund are channeled through CBL to the Government. CBL has a claim on GOL matching liabilities to the Fund. Similarly, CBL has a liability to the Government of Liberia matching the assets, the quota subscription, held in the Fund. As of close of business on March 14, 2008, the IMF confirmed the completion of Liberia's clearance of its arrears, payment of quota increases and related Fund financing transactions and the granting of new facilities. All applicable entries were recorded in the IMF's accounts held at Central Bank of Liberia.

IMF Quota Subscription

A member's subscription to IMF resources is equal to its quota and determines the maximum amount of financial resources the member is obliged to provide to the IMF. A member must pay their subscription in full. A country must pay 25% of its quota in widely accepted foreign currencies or SDRs, and the remaining 75% in its own currency. The quota defines a member's voting power in IMF decisions. Each IMF member has IMF basic votes plus one additional vote for each SDR 0.1 million quota. IMF basic votes are fixed at 5.502 of the total votes. As at December 31, 2019, Liberia has 1.0 vote representing 0.1% of total votes. The amount of financing a member can obtain from the IMF (access limits) is also based on its quota. Under the Stand-By and Extended Arrangements, for instance, a member can currently borrow up to 145% of its quota annually and 435% cumulatively. Access may be higher in exceptional circumstances and to meet specific difficulties. Liberia has been a member of the IMF since 1961. The Bank acts as both fiscal agent and the depository for the IMF. As fiscal agent, the Bank is authorized to carry out all operations and transactions with IMF. As depository, the Bank maintains IMF's currency holdings and ensures that the assets and liabilities of IMF membership are properly reflected in its accounts and presented in its financial statements. The quota of Liberia is its membership subscription which is granted mainly by the issue of promissory notes in favor of the IMF and partly by foreign currency payments by the Government of Liberia.

NOTES TO THE FINANCIAL STATEMENTS

(All amounts are expressed in thousands of Liberian dollars unless otherwise stated)

18. Deposits with International Monetary Fund (continued)

Special drawing rights holdings and allocation

Holding of SDRs is potentially a claim on freely usable currencies of IMF members, in that holders of SDRs can exchange their currencies for SDRs. The SDR's value as a reserve asset derives from the commitments of members to hold and accept SDRs and to honor various obligations connected with the operation of the SDR system. The IMF ensures that the SDR's claim on freely usable currencies is being honored in two ways: by designating IMF members with a strong external position to purchase SDRs from members with weak external positions, and through the arrangement of voluntary exchanges between participating members in a managed market. The amount included in the table above represents the total holdings of SDRs by the Authority as at the respective reporting dates. (MMA) The SDR holdings bear interest, which is determined on a weekly basis. The interest rate at December 31, 2023 was 1.104% (2022: 1.1075%).

19. Staff loans

| | 2023 | 2022 |
|--------------|----------------|----------------|
| Gross amount | 889,787 | 710,266 |
| Impairment | (172,230) | (158,046) |
| | <u>717,557</u> | <u>552,220</u> |

Staff of the Bank of Liberia are entitled to loans at 3% and 4% as compared to the market rate of 13.44% as at the reporting date.

20. Other assets

| | 2023 | 2022 |
|------------------------------|------------------|------------------|
| Accounts receivable (i) | 647,795 | 1,545,762 |
| Prepaid expenses (ii) | 805,239 | 594,822 |
| Deferred currency cost (iii) | 206,723 | 579,085 |
| | <u>1,659,757</u> | <u>2,719,669</u> |

(i) Accounts receivable

| | 2023 | 2022 |
|-------------------|----------------|------------------|
| Other receivable | 527,811 | 1,538,697 |
| Clearing suspense | 119,984 | 7,064 |
| | <u>647,795</u> | <u>1,545,761</u> |

Account receivables comprise of receivable from staff and RCFI Escrow account. Clearing suspense holds transaction temporarily and thus should net off in seventy-two hours.

(ii) Prepaid expenses

| | 2023 | 2022 |
|------------------------|----------------|----------------|
| Rent | 4,034 | 1,236 |
| Insurance | 36,126 | 11,827 |
| Fixed asset in transit | 150,479 | 76,570 |
| Prepaid Notes | 586,954 | 481,057 |
| Others | 27,646 | 24,132 |
| | <u>805,239</u> | <u>594,822</u> |

Prepaid expenses comprise of advance payment made for the printing of banknotes, prepaid insurance and rent and fixed assets in transit.

CENTRAL BANK OF LIBERIA
AUDITED FINANCIAL STATEMENTS
FOR THE YEAR ENDED 31 DECEMBER 2023

NOTES TO THE FINANCIAL STATEMENTS

(All amounts are expressed in thousands of Liberian dollars unless otherwise stated)

20. Other assets (continued)

(iii) Deferred currency cost

| | 2023 | 2022 |
|-------------------------------|----------------|----------------|
| At January 1 | 579,085 | 150,668 |
| Addition-coins | 171,008 | 2,023 |
| Addition-notes | 473,402 | 1,283,646 |
| Amortization charge (note 12) | (568,474) | (1,132,699) |
| Translation difference | (448,298) | 275,447 |
| At December 31 | 206,723 | 579,085 |

Deferred currency cost depicts the cost of banknotes and coins issued and amortized during the year.

21. Intangible assets

| 2023 | Other software | Payment System | T24 License | WIP | Total |
|--------------------------------------|-----------------------|-----------------------|--------------------|--------------|------------------|
| Cost | | | | | |
| Balance at January 1 | 949,233 | 870,068 | 94,258 | 2,124 | 1,915,683 |
| Translation difference | 208,959 | 191,532 | 20,750 | 468 | 421,709 |
| Balance at December 31 | 1,158,192 | 1,061,600 | 115,008 | 2,592 | 2,337,392 |
| Accumulated amortization | | | | | |
| Balance at January 1 | 948,203 | 870,068 | 24,589 | - | 1,842,860 |
| Amortization charge | 1,159 | - | 9,221 | - | 10,380 |
| Translation difference | 208,830 | 191,532 | 6,193 | - | 406,555 |
| Balance at December 31 | 1,158,192 | 1,061,600 | 40,003 | - | 2,259,795 |
| Net book value at December 31 | - | - | 75,005 | 2,592 | 77,597 |
| 2022 | | | | | |
| Cost | | | | | |
| Balance at January 1 | 893,143 | 818,655 | 88,688 | 9,360 | 1,809,846 |
| Translation difference | 56,090 | 51,413 | 5,570 | (7,236) | 105,837 |
| Balance at December 31 | 949,233 | 870,068 | 94,258 | 2,124 | 1,915,683 |
| Accumulated amortization | | | | | |
| Balance at January 1 | 891,204 | 818,655 | 15,424 | - | 1,725,283 |
| Amortization charge | 1,004 | - | 7,994 | - | 8,998 |
| Translation difference | 55,995 | 51,413 | 1,171 | - | 108,579 |
| Balance at December 31 | 948,203 | 870,068 | 24,589 | - | 1,842,860 |
| Net book value at December 31 | 1,030 | - | 69,669 | 2,124 | 72,823 |

There was no impairment identified at December 31, 2023 (December 31, 2022: NIL). Other software comprises of various software such as Great Plain Dynamic, Swift, Bank master, IDEA, VregCoss, eView Econometric statistic software. and SP Monitor.

CENTRAL BANK OF LIBERIA
AUDITED FINANCIAL STATEMENTS
FOR THE YEAR ENDED 31 DECEMBER 2023

NOTES TO THE FINANCIAL STATEMENTS

(All amounts are expressed in thousands of Liberian dollars unless otherwise stated)

| 22. Property, plant and equipment | | | | | | | | | |
|--|----------------|------------------|------------------|------------------|------------------|----------------|-----------------|-------------------|--|
| 2023 | | | | | | | | | |
| Cost | Land | Building | Leasehold | Furniture | Equipment | Motor | Work in | Total | |
| | | | | Fixtures | | Vehicle | progress | | |
| Balance at January 1 | 113,546 | 5,739,979 | 155,813 | 107,318 | 1,424,313 | 260,089 | 214,766 | 8,015,824 | |
| Additions | 433 | - | - | 3,255 | 60,794 | 95,713 | 234,029 | 394,224 | |
| Disposal | - | - | - | - | (4,793) | - | - | (4,793) | |
| Translation difference | 25,033 | 1,263,566 | 34,299 | 23,899 | 318,274 | 65,344 | 67,058 | 1,797,474 | |
| Balance at December 31 | 139,012 | 7,003,545 | 190,112 | 134,472 | 1,798,588 | 421,146 | 515,853 | 10,202,728 | |
| Accumulated depreciation | | | | | | | | | |
| Balance at January 1 | - | 851,196 | 155,813 | 83,180 | 1,289,975 | 199,500 | - | 2,579,664 | |
| Depreciation charge | - | 127,937 | - | 9,513 | 68,940 | 36,206 | - | 242,596 | |
| Disposal | - | - | - | - | (4,793) | - | - | (4,793) | |
| Translation difference | - | 200,514 | 34,304 | 19,116 | 289,427 | 46,976 | - | 590,337 | |
| Balance at December 31 | - | 1,179,647 | 190,117 | 111,809 | 1,643,549 | 282,682 | - | 3,407,804 | |
| Net book value at December 31 | 139,012 | 5,823,898 | (5) | 22,663 | 155,039 | 138,464 | 515,853 | 6,794,924 | |
| 2022 | | | | | | | | | |
| Cost | | | | | | | | | |
| Balance at January 1 | 73,944 | 5,400,800 | 146,606 | 134,115 | 1,815,892 | 193,859 | - | 7,765,216 | |
| Additions | 34,095 | - | - | 18,205 | 25,945 | 52,720 | 209,457 | 340,422 | |
| Disposals | - | - | - | (52,554) | (519,067) | - | - | (571,621) | |
| Translation difference | 5,507 | 339,179 | 9,207 | 7,552 | 101,543 | 13,510 | 5,309 | 481,807 | |
| Balance at December 31 | 113,546 | 5,739,979 | 155,813 | 107,318 | 1,424,313 | 260,089 | 214,766 | 8,015,824 | |
| Accumulated depreciation | | | | | | | | | |
| Balance at January 1 | - | 691,536 | 146,606 | 119,902 | 1,646,208 | 153,235 | - | 2,757,487 | |
| Depreciation charge | - | 113,353 | - | 9,296 | 69,181 | 35,735 | - | 227,565 | |
| Disposal | - | - | - | (52,454) | (517,442) | - | - | (569,896) | |
| Translation difference | - | 46,307 | 9,207 | 6,436 | 92,028 | 10,530 | - | 164,508 | |
| Balance at December 31 | - | 851,196 | 155,813 | 83,180 | 1,289,975 | 199,500 | - | 2,579,664 | |
| Net book value at December 31 | 113,546 | 4,888,784 | - | 24,138 | 134,338 | 60,589 | 214,766 | 5,436,160 | |

CENTRAL BANK OF LIBERIA
 AUDITED FINANCIAL STATEMENTS
 FOR THE YEAR ENDED 31 DECEMBER 2023

NOTES TO THE FINANCIAL STATEMENTS

(All amounts are expressed in thousands of Liberian dollars unless otherwise stated)

| | 2023 | 2022 |
|--|---------|-----------|
| 22(a) Gain on disposal of property, plant and equipment | | |
| Cost | 4,793 | 571,621 |
| Accumulated depreciation | (4,793) | (569,891) |
| Net book value | - | 1,730 |
| Proceeds from disposal | - | - |
| Loss on disposal | - | (1,730) |

There was no indication of impairment of property, plant and equipment held by the Bank at 31 December 2023 (2022: Nil). None of the property, plant and equipment of the Bank had been pledged as security for liabilities and there were no restrictions on the title of any of the Bank's property, plant and equipment at the reporting date and at the end of the previous year.

23. Leases

See accounting policy in Note 3.14

(a) Leases as lessee

The Bank leases a number of branches and office premises. These leases typically run for a period of 1 - 15 years, usually with an option to renew the lease after that date. Payments are renegotiated as and when to reflect market rentals. The Bank has elected not to recognize the right of use assets and lease liabilities for short term and/or leases of low value items.

Information about leases for which the Bank is a lessee is presented below:

(i) Right of use assets

Right of use assets relate to leased payment centers and residential premises that are presented in property plants and equipment within buildings.

| | 2023 | 2022 |
|----------------------------------|--------------|--------------|
| Balance at 1 January | 9,168 | 11,015 |
| Depreciation charge for the year | (2,147) | (1,847) |
| Additions | - | - |
| Balance at 31 December | 7,021 | 9,168 |

The future minimum lease payments under noncancellable operating leases that had been prepaid were due as follows:

| Maturity analysis | 2023 | 2022 |
|-------------------------------|---------------|---------------|
| Less than one year | 16,990 | 13,389 |
| Between one and five years | 25,960 | 35,201 |
| More than five years | - | - |
| Balance at 31 December | 42,950 | 48,590 |

(ii) Amounts recognized in profit or loss

| | | |
|-------------------------------|-----|-----|
| Interest on lease liabilities | 304 | 253 |
|-------------------------------|-----|-----|

(iii) Amounts recognized in the statements of cash flows

| | | |
|--------------------------------------|---|-------|
| Lease liability finance charges paid | - | 1,446 |
| Principal lease liability payments | - | - |

NOTES TO THE FINANCIAL STATEMENTS

(All amounts are expressed in thousands of Liberian dollars unless otherwise stated)

23. Leases (continued)

(iv) Reconciliation, in respect of lease liability, of opening amounts to closing amounts are detailed below:

| | 2023 | 2022 |
|---|--------------|--------------|
| Balance at 1 January | 5,251 | 13,123 |
| Modifications to leases | - | - |
| New leases | 304 | 253 |
| Finance charge | - | (1,446) |
| Lease payments | 1,181 | (6,679) |
| Foreign currency transactional (gain)/ loss | 6,736 | 5,251 |
| Balance at 31 December | 6,736 | 5,251 |

Extension options

Some leases of office premises contain extension options exercised by the Bank up to an average of three (3) years before the end of the non-cancellable contract period. Where practicable, the Bank seeks to include extension options in new leases to provide operational flexibility. The extension options held are exercised only by the Bank and not by the lessors. The Bank assesses at lease commencement date whether it is reasonably certain to exercise the extension options. The Bank reassess whether it is reasonably certain to exercise the options if there is a significant event or significant event or significant changes in circumstances within its control.

24. Currency in circulation

| | 2023 | 2022 |
|---|-------------------|-------------------|
| Liberian notes | | |
| L\$5 | 285,718 | 249,803 |
| L\$10 | 426,799 | 406,069 |
| L\$20 | 1,151,035 | 846,226 |
| L\$50 | 3,071,070 | 3,667,659 |
| L\$100 | 15,363,936 | 17,806,286 |
| L\$500 | 10,360,013 | 7,363,649 |
| L\$1000 | 4,000,000 | - |
| Total currency notes | 34,658,571 | 30,339,692 |
| 5¢ | 82,800 | 41,00 |
| | 0 | |
| 10¢ | 153,300 | 43,40 |
| | 0 | |
| Total coins | 236,100 | 84,400 |
| Grand Total | 34,894,671 | 30,424,09 |
| | 2 | |
| Less: | | |
| Liberian Dollars held by the bank and payment centers | (3,481,240) | (4,201,455) |
| Mutes in vault* | (29,113) | (47,153) |
| | 31,384,318 | 26,175,484 |

* Mutes in vault represent mutilated notes that will not be recirculated and have been marked to be destroyed. The liability for notes and coins in circulation is the net liability after off-setting notes and coins held by the Bank because cash held by the Bank does not represent currency in circulation.

CENTRAL BANK OF LIBERIA
AUDITED FINANCIAL STATEMENTS
FOR THE YEAR ENDED 31 DECEMBER 2023

NOTES TO THE FINANCIAL STATEMENTS

(All amounts are expressed in thousands of Liberian dollars unless otherwise stated)

25. Deposits from commercial banks and forex bureau

| | 2023 | 2022 |
|---|------------|------------|
| Current accounts - commercial banks | 35,712,508 | 22,807,364 |
| Current accounts - non-commercial banks | 34,823 | 33,646 |
| Collection accounts - failed banks | 22,557 | 18,605 |
| Forex bureau deposits | 2,855 | 2,749 |
| | 35,772,743 | 22,862,364 |

Deposit of commercial banks and forex bureau comprise of all current accounts of commercial banks and forex bureau deposit. These deposits have prudential requirement.

26. Deposits of Government of Liberia and Agencies

| | 2023 | 2022 |
|--|------------|------------|
| Demand deposits - central government | 4,928,193 | 7,374,438 |
| Payable to Government of Liberia | 19,094 | 7,168,137 |
| Demand deposits - individual ministries & agencies | 4,770,774 | 3,171,455 |
| Small medium enterprises deposits | 368,270 | 301,993 |
| State-owned deposits | 40,951 | 38,639 |
| | 10,127,282 | 18,054,662 |

Deposit of Government of Liberia comprise of all central government, ministries and agencies deposit. These deposits are repayable on demand.

27. Amounts due to International Monetary Fund

| | 2023 | 2022 |
|--------------------------------------|-------------|-------------|
| IMF SDR allocation | 93,990,717 | 81,072,904 |
| GRA accounts #1 & #2 | 31,349,765 | 25,306,252 |
| IMF securities | 26,480,436 | 21,527,768 |
| ECF loan | 31,439,781 | 29,847,724 |
| IMF Rapid Credit Facility Loan - RCF | 11,599,758 | 10,758,444 |
| | 194,860,457 | 168,513,092 |

General Resource Account (GRA)

The GRA is the principal account of the IMF and handles transactions between the IMF and its membership. The GRA can best be described as a pool of currencies and reserve assets built up from members' fully paid capital subscriptions in the form of quotas.

The balances of the Fund's holdings of member's currency are shown in the Securities account, the No.1 accounts, and the No. 2 account, as well as currency valuation adjustment accounts. These accounts are considered as liabilities maintained in the currency of the IMF member.

This comprises Special Drawing Rights (SDR) currency holdings, which are denominated in Liberian dollars by IMF. Transactions effected under agreement with the Fund are converted to Liberian dollars at an exchange rate applicable on the dates of the respective transactions. Outstanding balances with the Fund are revalued on the basis of a rate ruling at the reporting date. Foreign exchange gains and losses arising from the annual revaluation are posted to General Reserve.

NOTES TO THE FINANCIAL STATEMENTS

(All amounts are expressed in thousands of Liberian dollars unless otherwise stated)

27. Amounts due to International Monetary Fund (continued)

Extended Credit Facility (ECF) loan and interest (Formerly PRGF Loan)

The ECF is a loan obtained by GOL to strengthen the country's balance of payment position, and to foster sustainable growth, leading to higher living standards and reduction in poverty. The first ECF disbursement date of arrangement was November 19, 2012, and expires on November 18, 2015. Following the extension of Liberia program with the IMF up to November 2017, another additional ECF disbursement of US\$37.1 million was provided by the Fund. US\$17.3 million of this amount was provided to the Government of Liberia as 2017 budget support. The Executive Board of the International Monetary Fund (IMF) approved another four-year arrangement with an amount equivalent to SDR 155 million (equivalent to about US\$ 213.6 million) for balance of payment. Out of the amount approved, an amount of SDR 17 million (about US\$ 23.4 million) was disbursed in December 2019. In 2020, ECF loan of SDR 70,176,000 (equivalent to US\$ 98.8 million) was received for GOL budget support, Reserve accretion and Covid 19 relief. At December 31, 2023, ECF loans were SDR 124,314,400.

IMF Rapid Credit Facility Loan-RCF

The rapid credit facility was obtained by Government of Liberia to support its balance of payment needs. The Rapid Credit Facility date of arrangement was February 2015. At December 31, 2023, RCF/ Trust loan outstanding was SDR 45,866,000.

28. Other liabilities

| | 2023 | 2022 |
|---------------------------------------|-----------|-----------|
| Accounts payable (i) | 4,382,953 | 3,663,473 |
| Deferred income | 18,826 | 14,904 |
| Payable to foreign banks** | 1,941,390 | 1,581,320 |
| Micro-finance & other institutions | 5,778 | 4,973 |
| Payable to depositors of failed banks | 1,869 | 1,869 |
| Clearing suspense | 26,066 | 898,802 |
| Lease liability | 6,736 | 5,251 |
| Other liabilities | 15,565 | 8,873 |
| Impairment on financial guarantee | 1,900,830 | 649,794 |
| Deferred Income-government grant (ii) | 1,305,321 | 1,805,453 |
| | 9,605,334 | 8,634,712 |

| (i) Accounts payable | 2023 | 2022 |
|------------------------|-----------|-----------|
| Official checks - CBL | 1,175 | 7,261 |
| Managers' checks - CBL | 525,603 | 592,311 |
| Stale checks payable | 868 | 132 |
| Due to staff | 11,391 | 17,989 |
| Accounts payable | 114,201 | 58,532 |
| Accrued expenses *** | 3,729,715 | 2,987,248 |
| | 4,382,953 | 3,663,473 |

**Payable to foreign banks are liabilities that have been in existence for more than 10 years. It comprises of L\$0.26 billion payable to United Bank of Switzerland and L\$1.30 billion payable to WAMA BCEAO.

***Accrued expenses have legal claims from China Import and Export Bank and Medio Banca Group in the amount of L\$490 million and L\$2.8 billion respectively for defaulted loan granted to the erstwhile National Bank of Liberia. All assets and liabilities were assumed by the Central Bank of Liberia as per part II section 3 of the amended CBL Act.

NOTES TO THE FINANCIAL STATEMENTS

(All amounts are expressed in thousands of Liberian dollars unless otherwise stated).

28. Other liabilities (continued)

(ii) Deferred income-Government grant

| | Capital expenditure | Currency reform activities | Revenue expenditure | Total |
|-------------------------------|------------------------|----------------------------------|------------------------|----------------|
| Opening balance | 1,022,649 | 116,376 | 429,017 | 1,568,042 |
| Expenses incurred in the year | (329,525) | (116,376) | (332,768) | (778,669) |
| Exchange difference | (26,912) | - | (27,177) | (54,089) |
| Unutilized Balance | 666,212 | - | 69,072 | 735,284 |

Analysis of expenses incurred with Grant

Deferred income

| | | | | |
|---|----------------|---------------|----------|----------------|
| Opening balance | 276,347 | 355,967 | - | 632,314 |
| Expense incurred in the year | 329,525 | 107,589 | - | 437,114 |
| Amortization during the year | (61,182) | (329,090) | - | (390,272) |
| Release to profit & loss-current year | - | (107,589) | - | (107,589) |
| Exchange difference | (1,734) | (1,734) | - | (3,468) |
| Grant utilized but not released into the Profit and loss (a) | 542,956 | 25,143 | - | 568,099 |

Grant recognized as other income in current year

Release to profit & loss **498,139**

Deferred income Balance sheet

| | | | | |
|--|------------------|---------------|---------------|------------------|
| Utilized Grant | 666,212 | - | 69,072 | 735,284 |
| Deferred income not recognized (see (a) above) | 542,956 | 25,143 | - | 568,099 |
| Exchange difference | 1,250 | 250 | 438 | 1,938 |
| Total | 1,210,418 | 25,393 | 69,510 | 1,305,321 |

Maturity analysis

| | | | | |
|--------------|----------------|---------------|----------------|----------------|
| Current | - | - | - | - |
| Non-current | 237,888 | 63,545 | 433,851 | 735,284 |
| Total | 237,888 | 63,545 | 433,851 | 735,284 |

In accordance with IAS 20, the Central Bank of Liberia accounted for fund received from the Government of Liberia through the Ministry of Finance and Development Planning US\$15.3 million as support for its operational activities in implementing the currency reform Project. The project has three years span for implementation from 2021 to 2024.

NOTES TO THE FINANCIAL STATEMENTS

(All amounts are expressed in thousands of Liberian dollars unless otherwise stated)

29. Market instruments

| | 2023 | 2022 |
|---------------------|------------------|------------------|
| Principal | 7,563,003 | 6,475,217 |
| Accrued interest | 139,332 | 64,101 |
| Gross amount | 7,702,335 | 6,539,318 |

The Central Bank reintroduced the CBL Bill in 2019. These are securities issued by the Bank to all registered businesses, and licensed financial institutions within Liberia, as well as the public. The instrument is issued by the Bank for monetary policy purposes and is shown as a liability of the Bank. The Bills have a maturity period of one year or less.

30. Provident fund obligation

| | 2023 | 2022 |
|-------------------------------|------------------|------------------|
| At January 1 | 1,002,636 | 861,562 |
| Contributions during the year | 68,843 | 56,739 |
| Interest earned | 60,299 | 14,891 |
| Payments | (63,478) | (55,577) |
| Exchange difference | 233,148 | 125,021 |
| At December 31 | 1,301,448 | 1,002,636 |

Provident Fund is a long-term staff benefit. Staff contribute 5% of their gross salary to the fund and the Bank in addition contributes 5% to the fund for each member of staff.

A legislative Act, approved on June 6, 1961, "Requiring payment of retirement pensions to employees" added part V, Chapter 26 in the Labor Practices Law to provide for retirement pensions. The last amendment to the Scheme's rules occurred in December 2012. CBL has not established a formal pension scheme, however the provisions under the Labor Practices Act create a defined benefit obligation on CBL to provide post-employment benefits (pensions) for its retiring employees.

The Scheme is a Defined Benefit Scheme which provides for retirement benefits in Liberian dollar (indexed to the US dollar) to retirees until death. An employee is entitled to receive from his/her employment retirement pension on retirement from an undertaking at the age of 60 and if such an employee has completed at least fifteen years of continuous service or he may retire at any age after he/she has completed twenty-five years of continuous service in such undertaking.

The annual pensions payable at retirement of a member from the employment of the Bank represent a percentage (40%) of final five-year average salary, independent of the number of years employed with the bank. Membership is compulsory for eligible employees, and members are required to sign an undertaking to be bound by the conditions and regulations under the scheme. The law states that one-twelfth of the annual amount shall be paid each month from the time of retirement until death of the employee, yet in practice, lump sum payments are made to retiring employees. Because of this practice, currently all scheme participants are in active employment with no members receiving monthly pensions.

In the absence of any high-quality bonds in Liberia, the present value of the defined benefit obligation is determined by discounting the projected cash outflows using the average rates of return on US corporate bonds, since the obligation is quoted in United States dollars.

NOTES TO THE FINANCIAL STATEMENTS

(All amounts are expressed in thousands of Liberian dollars unless otherwise stated)

31. Retirement benefit obligation

Under the Labor Practices Law, the Bank is to provide retirement benefits to its employees on retirement from an undertaking at the age of 60 and if such an employee has completed at least fifteen years of continuous service or retirement at any age if the employee has completed twenty-five years of continuous service in such an undertaking. CBL has not established a formal pension scheme, however the provisions under the Labor Practices Act create a defined benefit obligation on CBL to provide postemployment benefits (pensions) for its retiring employees. Key assumptions have been made by management in determining the actual liability of the post-employment benefits. The liability for postemployment benefits is sensitive to the assumptions made. In Liberia there is limited data available on which to make actuarial assessments, including the assumptions necessary. In particular details of mortality are not available, and these are not long-term securities benchmark discount rates. Furthermore, there is limited experience of staff turnover patterns at CBL. These factors make the actuarial assumptions unusual and uncertain. Management has solicited and received professional actuarial advice in determining the assumptions and the quantum of the liability.

| Staff for the pension scheme | Male | Female | Total |
|---|-------------|---------------|--------------|
| Number of Active staff as at January 1 | 227 | 131 | 358 |
| New Member January 1, 2023 | 6 | 5 | 11 |
| Member returning from Secondment | 2 | - | 2 |
| Member leaving service (terminations or resignations) | (4) | (2) | (6) |
| Secondment during the year | (2) | (1) | (3) |
| Retirement during the year | (7) | (1) | (8) |
| Death during the year | - | (1) | (1) |
| Number of Active staff at December 31 | 222 | 131 | 353 |

| | 2023 | 2022 |
|------------------------------------|-------------|-------------|
| Net Retirement benefits obligation | 2,734,326 | 2,507,600 |

| Scheme Assets and obligations | 2023 | 2022 |
|--|------------------|------------------|
| Defined benefit obligation | 2,734,326 | 2,507,600 |
| Plan asset | - | - |
| Total benefit liability/(asset) | 2,734,326 | 2,507,600 |

The movement in the defined benefit obligation is as follows:

| | 2023 | 2022 |
|--|------------------|------------------|
| Changes in benefit obligation as at 1 January | 2,507,600 | 2,334,009 |
| Current service cost | 306,357 | 297,648 |
| Interest cost | 121,318 | 78,500 |
| Actuarial (gain)/loss from change in assumptions | (336,943) | 164,370 |
| Actuarial (gain)/loss - Experience adjustment | (356,825) | (500,295) |
| Benefit paid | (87,907) | (22,184) |
| Exchange difference | 580,726 | 155,552 |
| Benefit obligation as at December 31 | 2,734,326 | 2,507,600 |

CENTRAL BANK OF LIBERIA
 AUDITED FINANCIAL STATEMENTS
 FOR THE YEAR ENDED 31 DECEMBER 2023

NOTES TO THE FINANCIAL STATEMENTS

(All amounts are expressed in thousands of Liberian dollars unless otherwise stated)

31. Retirement benefit obligation (continued)

| <i>Included in profit or loss</i> | 2023 | 2022 |
|--|------------------|------------------|
| Current service cost | 306,357 | 297,648 |
| Interest cost | 121,318 | 78,500 |
| Expense for the year | 427,675 | 376,148 |
| <i>Included in other comprehensive income</i> | 2,023 | 2,022 |
| Actuarial (gain)/loss from change in assumptions | (336,943) | 164,370 |
| Actuarial (gain)/loss - Experience adjustment | (356,825) | (500,295) |
| | (693,768) | (335,925) |
| <i>Movement in Balance sheet</i> | 2023 | 2022 |
| Opening net liability | 2,507,600 | 2,334,009 |
| Total expenses for the period | 427,675 | 376,148 |
| Total charge to OCI | (693,768) | (335,925) |
| Benefit payment | (87,907) | (22,184) |
| Changes due to Exchange difference | 580,726 | 155,552 |
| Closing net liability | 2,734,326 | 2,507,600 |

The principal actuarial assumptions used were as follows:

| | 2023 | 2022 |
|-------------------------|-------------|-------------|
| Discount rate | 4.10% | 3% |
| Rate of Salary Increase | 2% | 2% |

The mortality assumption is based on 1983 US Unisex Group Annuity Mortality with 10% loading.
 The Mortality assumption remains the same as the prior year.

The most recent actuarial valuations of the defined benefit obligation were carried out on behalf of the Bank by Stallion Consultant Limited as of 31 December 2023

NOTES TO THE FINANCIAL STATEMENTS

(All amounts are expressed in thousands of Liberian dollars unless otherwise stated)

31. Retirement benefit obligation (continued)

Sensitivity analysis

Reasonably possible changes at the reporting date to any of the relevant actuarial assumptions, holding other assumptions constant, would have affected the defined benefit obligation by the following amounts shown below:

The principal actuarial assumptions used were as follows:

| | 31 December, 2023 | | 31 December, 2022 | |
|---------------------------------------|-------------------|-----------|-------------------|-----------|
| | Increase | Decrease | Increase | Decrease |
| Discount rate (1% movement) | 412,720 | (525,543) | (401,369) | (516,924) |
| Rate of salary increase (1% movement) | (167,046) | 145,368 | (182,665) | 152,412 |

Although the analysis does not take account of the full distribution of cash flows expected under the plans, it does provide an approximation of the sensitivity of the assumptions shown.

32. Equity

(a) Share capital

| | 2023 | 2022 |
|--------------------|-----------|-----------|
| Authorized capital | 2,000,000 | 2,000,000 |
| Paid-in capital | 7,398,587 | 7,398,587 |
| Subscribed capital | 200,000 | 200,000 |
| | 7,598,587 | 7,598,587 |

The capital of CBL is owned exclusively by the Government of Liberia. The minimum authorized capital of CBL is L\$2 billion as amended on October 20, 2020. The amount may be increased by an amendment to the CBL Act, as shall be proposed by the Board of Governors to the National legislature. The amended Act requires the Bank to have a minimum paid-up capital of L\$500 million. The consideration for the paid-up capital was the net book value of assets and liabilities taken over from National Bank of Iberia on the establishment of the CBL. In addition, GOL subscribed a further US\$5 million (L\$200 million) at the establishment of CBL to have it capitalized. The consideration was a series of promissory notes.

(b) General reserve

This represents the residual cumulative annual profits/losses.

(c) Translation reserve

Translation reserves comprise all foreign currency differences arising from the translation of the financial statements from their functional currency of US\$ into their presentation currency of LRD\$.

(d) Other reserve

Other reserve comprises the cumulative actuarial gains/losses recognized in the valuation of employee benefits.

NOTES TO THE FINANCIAL STATEMENTS

(All amounts are expressed in thousands of Liberian dollars unless otherwise stated)

33. Cash and cash equivalents

| | 2023 | 2022 |
|--|------------|------------|
| Cash and balances with other central banks (Note 13) | 37,290,196 | 40,346,531 |
| Cash and balances with commercial banks (Note 14) | 4,692,557 | 1,722,557 |
| | 41,982,753 | 42,069,088 |

34. Contingent liabilities

There were a number of legal proceedings outstanding against the Bank as at 31 December 2023 with contingent liabilities of L\$ 3,426 million (2022: L\$ 2,808 million). The contingent liabilities above relate to a number of outstanding cases. The disclosure of the individual cases in the financial statements is not practicable. No provision in relation to these claims has been recognized in the financial statements as legal advice indicates that it is not probable that significant liability will arise. The cases are mainly brought against the Bank in relation to the performance of its functions as a Central Bank, for contracts entered into by the Bank and dissatisfied employees alleging wrongful dismissal.

35. Financial guarantee

The Central Bank issued financial guarantee to LOITA Capital Partners International Limited on behalf of the Government of Liberia in respect of bonds and notes issued to LOITA for an amount of L\$9,425 million. The purpose of the notes was to reduce and eliminate the Government's arrears to the National Social Security and Welfare Corporation ("NASSCORP") in respect of pension contribution obligation for public sector employees.

The Central Bank also issued another financial guarantee to African Export-Import Bank ("Afrexim") on behalf of the Ministry of Finance and Development Planning for the benefit of NASSCORP. The amount of L\$4,713 million was to enable NASSCORP to finance investment in critical areas of the economy.

A financial guarantee of L\$4,713 million was issued by the Central Bank to Afrexim on behalf of the Ministry of Finance and Development Planning for the benefit of NASSCORP to settle pension arrears owed NASSCORP in keeping with the Government's financial systems stability objectives.

Another financial guarantee of L\$14,261 million was issued by the Central Bank of Liberia to seven (7) local commercial banks on behalf of the Ministry of Finance and Development Planning to settle loan arrears of the Government of Liberia to the local commercial banks.

Another financial guarantee of L\$1,131 million was issued by the Central Bank of Liberia to Oakwood Holding Liberia Limited and Keystone Limited Nigeria for a proposed Asset Management Company to raise the liquidity to monetize the non-performing loans that will be converted to commercial notes on Bloom Bank book formerly Global Bank.

CENTRAL BANK OF LIBERIA
 AUDITED FINANCIAL STATEMENTS
 FOR THE YEAR ENDED 31 DECEMBER 2023

NOTES TO THE FINANCIAL STATEMENTS

(All amounts are expressed in thousands of Liberian dollars unless otherwise stated)

37. Financial guarantee (continued)

| Finance Guarantee | Start Date | End Date | 2023 | 2022 |
|---|-------------------|---|-------------------|-------------------|
| LOITA Capital Partners International--Government of Liberia | 2023 | 180 months with 24 months grace period at date of insurance | 13,360,919 0 | 7,725,58 |
| African Export-Import Bank--Ministry of Finance Development and Planning | September 2018 | 7-14 years-pursuant of exercise of extension option from date of insurance | 4,712,513 0 | 3,862,29 |
| African Export-Import Bank--Ministry of Finance Development and Planning | April 2018 | 7 years plus 24-month grace period at date of issuance | 4,712,512 0 | 3,862,29 |
| Local Banks--Ministry of Finance Development and Planning | May 2019 | April 2026 | 14,261,536 6 | 11,688,49 |
| Bloom Bank formerly Global Bank--Central Bank of Liberia | December 2023 | 5 years | 1,131,003 | - |
| Gross value of financial guarantee | | | 38,178,483 | 27,138,656 |
| Impairment provision | | | 1,900,830 | 649,794 |
| Net Carrying Amount | | | 36,277,653 | 26,488,862 |

NOTES TO THE FINANCIAL STATEMENTS

(All amounts are expressed in thousands of Liberian dollars unless otherwise stated)

36. Related party transactions

For the purpose of these financial statements, parties are considered to be related if the parties are under common control or one party has the ability to control the other party or can exercise significant influence over the other party in making financial or operational decisions as defined by IAS 24 – Related Party Disclosures.

Persons or entities are considered related parties to the Bank if they are:

- Is under common ownership of the Government of Liberia;
- A member of key management personnel, which includes members of the Board of Governors, and their families.
- Has a post-employment benefit plan for the benefit of Bank employees.

a) Government of Liberia

CBL is the official depository and fiscal agent of the Government of Liberia, the sole shareholder of the Bank. The Bank provides official banking services for the Government and a number of its agencies. Related party transactions reflected in the Bank's operations are therefore in respect of these banking services. The following transactions were carried out with related parties:

| Interest income earned during the year | 2023 | 2022 |
|--|------------------|------------------|
| Government of Liberia loans and advances (Note 6) | 3,616,066 | 2,968,410 |
| Government of Liberia investment securities (Note 6) | 1,137,360 | 52,235 |
| | 4,753,426 | 3,020,645 |

Receivable from related party:

| | | |
|---|-------------|-------------|
| Due from Government of Liberia - Long-term loan (Note 16) | 134,643,362 | 101,147,085 |
|---|-------------|-------------|

Payable to related party:

| | | |
|---|------------|------------|
| Due to Government of Liberia and agencies (Note 26) | 10,127,282 | 18,054,662 |
|---|------------|------------|

b) Governors, Non-Executive Directors and other key management personnel

The following particulars relate to key management personnel including Board of Governors, Executive Governors and Directors, Loans to key management personnel were as follows:

| | 2023 | 2022 |
|---------------------------------|--------------|--------------|
| Loan outstanding at January 1 | 165,604 | 146,715 |
| Loans granted during period | 51,845 | 103,231 |
| Loans repaid during the period | (52,528) | (62,373) |
| Exchange difference | (60,549) | (21,969) |
| Loan outstanding at December 31 | 104,372 | 165,604 |
| Interest income earned | 4,645 | 4,721 |

NOTES TO THE FINANCIAL STATEMENTS

(All amounts are expressed in thousands of Liberian dollars unless otherwise stated)

36. Related party transactions (continued)

b) Governors, Non-Executive Directors and other key management personnel (continued)

None of the key management personnel had a material interest, directly or indirectly, at any time during the year in any other significant transaction or arrangement with CBL.

| | 2023 | 2022 |
|----------------------------------|---------|---------|
| Salaries and short-term benefits | 419,812 | 375,949 |
| Post-employment benefit | 39,155 | 4,251 |
| | 458,967 | 380,200 |

c) Pension benefit plan

The Bank provides management, investment, and administrative support to the Pension Plan. Detail disclosures related to the Bank's post-employment benefit plans are included in Note 31.

37. Events after reporting date

There was no significant event after the report period. In 2023, the global economy was faced with diverse uncertainties, including climate change, Russia-Ukraine war, and elevated inflation. These challenges held back the momentum of global growth in 2023 and require management to continue to assess the impact of the war on the Banks operations and the economy. Sapelle International Bank Liberia Limited (SIBLL) was granted emergency liquidity assistance during the first quarter of 2024. Due to the challenging financial conditions which has affected its operation due to legacy loans and deposits assumed by it from the defunct First International Bank Liberia (FIBLL) under the Purchase & Assumption (P&A) agreement signed by CBL and Groupe Ndoum on June 1, 2016, and subsequently amended on June 6, 2016, the Board of Governors approved a liquidity support package of US\$8 million.

After the report period, J. Aloysius Tarlue Jr., Executive Governor, was replaced at the end of July 2024 and Nyemadi D. Pearson, Deputy Governor for Operations resigned in August 2024. Effective 01 August 2024, Henry F. Saamoi was appointed by the President of the Republic of Liberia as Acting Executive Governor. James B. Wilfred assumed the role of Acting Deputy Governor for Operations in August 2024. The tenure of three (3) Non-Executive Governors Richard A. Dorley, James B. Dennis and Timothy Thomas expired in July 2023. Three new Non-Executive Governors were nominated as acting governors effective August 2024 as follows George H. Gooding, Joseph F. Robertson, Jr. and Cllr. Ebenezer Z. Gibson.